

1st Class- 27th April- 1st May 2020

Sample timetable

<u>Monday</u>	<u>Tuesday</u>	<u>Wednesday</u>	<u>Thursday</u>	<u>Friday</u>
Maths	Maths	Maths	Maths	Maths
English	English	English	English	English
Science	Science	Art	PE	STEM challenge

Homework

Spellbound	Next week- continue to complete as usual (Monday- block 1 & exercise 1, Tuesday- block 2 & exercise 2, etc.)
Handwriting	Continue to choose three words from the back of Pirate Spelling Record Book and put the words into sentences.
Tables	10+ tables
Reading	Use the links below to access reading books. <ul style="list-style-type: none">- Epic https://www.getepic.com/- International Children's Digital Library http://en.childrenslibrary.org/- Amazon's Free Kids Ebooks https://www.amazon.com/Best-Sellers-Kindle-Store-Childrens-eBooks/zgbs/digital-text/155009011/ref=zg_bs?_encoding=UTF8&tf=1- Barnes & Noble Free Nook Books for Kids https://www.barnesandnoble.com/b/free-ebooks/nook-books/kids/_/N-ry0Z8qaZtu1





Monday





Maths : There will be a new video every day to watch for Maths to help explain the work that has been given. Please click the link to watch the video before you start your work, hopefully it will be helpful: https://drive.google.com/drive/folders/1qUfsKxT7_E20H-7JpAfmA0no-ljq5YT?usp=sharing

Money

Kieran has 9c. What can he buy?

Colour in 'Yes' or 'No' to show whether he has enough money.

Item		Price
luggage bag		7c
pillow		2c
swimming trunks		3c
travel book		2c

Item		Price
towel		4c
ice cream cone		6c
muffin		2c
sun cream		4c



+



=

Yes

No



+



=

Yes

No



+



=

Yes

No



+



=

Yes

No



+



=

Yes

No



+



=



















Yes

No

Money

Niamh has 11c. What can she buy?
 Colour in 'Yes' or 'No' to show whether she has enough money.

Item	Price	Item	Price
headphones	1c	fruit juice	4c
travel hat	4c	lollipop	4c
water bottle	2c	flip-flops	6c
sun cream	3c	newspaper	5c

	+		+		=	Yes	No
	+		+		=	Yes	No
	+		+		=	Yes	No
	+		+		=	Yes	No
	+		+		=	Yes	No
	+		+		=	Yes	No

English – Grammar (Plurals)

A plural form of a word is when there is more than one e.g. **one apple/many apples**

The following links will help your students learn about plurals before completing worksheets:

<https://drive.google.com/file/d/1dAX00d-35vO7sepPOLCkMs6ytNAGYbyq/view> -Powerpoint on introduction to plurals



Learning Objective

- to be able to form plurals using 's' and 'es'

Success Criteria

- I understand that 'singular' means 'one'.
- I understand that 'plural' means more than one.
- I can change nouns from singular to plural by adding 's' or 'es'.

What is a plural?

Plural means 'more than one'.

Illustrations of one cat and three cats.

one cat three cats

What is a noun?

A noun is a naming word.

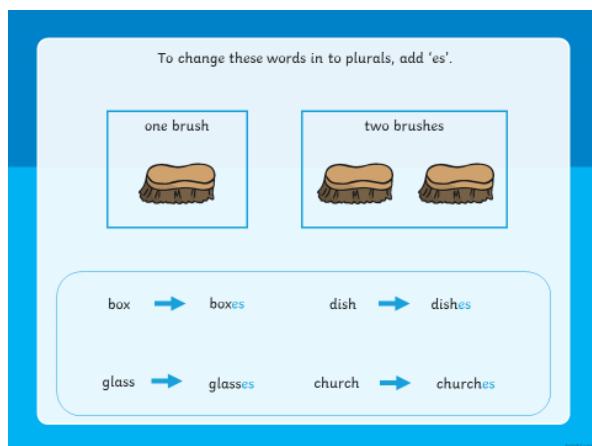
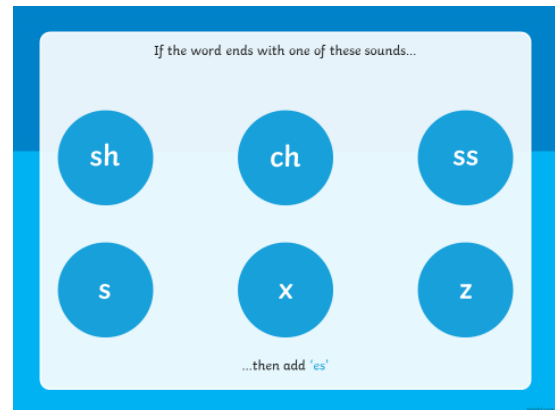
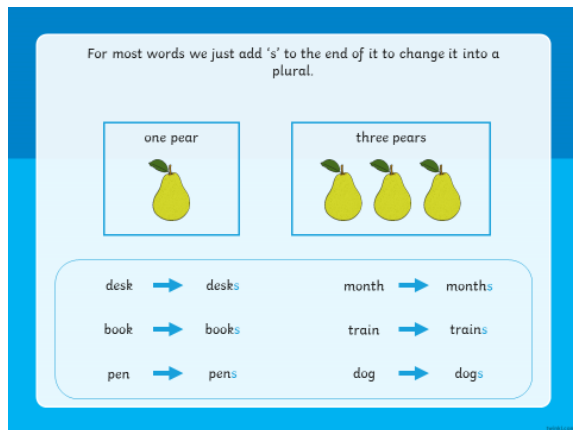
Illustrations of a dog, a pencil, and a cat.

dog pencil cat

There are lots of rules when changing words from singular to plural.
BE CAREFUL!

We are going to look at just two of the rules.

Singular = 1	Plural = more than 1
One dog	Lots of dogs
One door	Lots of doors
One pencil	Lots of pencils
One lamp	Lots of lamps



<https://www.youtube.com/watch?v=ID1OaD4FBqM> plurals video

<https://www.youtube.com/watch?v=V8vXop8hfkq> plurals video





























<https://www.youtube.com/watch?v=-VJ5WvekqQU> plurals video

<https://www.youtube.com/watch?v=nM91WToFCSE> plurals video

<https://www.youtube.com/watch?v=V8vXop8hfkq> plurals video

<https://www.education.com/exercise/regular-and-irregular-plural-forms/> Plurals game

Common Irregular Plural Nouns

foot		feet	
mouse		mice	
man		men	
child		children	
tooth		teeth	
goose		geese	
woman		women	
fish		fish	
person		people	
ox		oxen	
sheep		sheep	
deer		deer	
moose		moose	
cactus		cacti	

Choose one or more of the worksheets below (a selection of worksheets provided- students can select whichever they are more comfortable in completing):

Name: _____

CCSS 2.L.1.b Form and use frequently occurring irregular plural nouns (e.g., feet).




Singular or Plural

Directions: Cut out the words and glue them in the correct column.

Singular	Plural

man men children

child

Graphics/Icons copyright DJ Inkers: www.djinkers.com

© Downloaded freely from www.theteachersguide.com

Name: _____ L.3.1b Form and use regular and irregular plural nouns.

Irregular Plural Nouns

- The _____ went to see a play at the theater.
(childs, children)
- Mom bought two _____ of bread at the store.
(loafs, loaves)
- I like autumn when all the _____ fall from the trees.
(leaves, leafs)
- Three blind _____ is a nursery rhyme.
(mice, mouses)
- I went to the dentist and got all of my _____ checked.
(tooths, teeth)
- The _____ stole all the jewelry.
(thiefs, thieves)
- The cow had two baby _____.
(calfs, calves)
- We bought _____ for everyone for Christmas.
(scarves, scarfs)
- We saw five _____ at the petting zoo.
(sheeps, sheep)
- The pond was full of different _____.
(fish, fishes)



Name: _____

CCSS 2.L.1 Demonstrate command of the conventions of standard English grammar....

Plural Nouns

Directions: Circle the correct plural noun for each singular noun.

- | | | | |
|-----------|----------|----------|----------|
| 1. penny | pennys | pennies | pennyves |
| 2. scarf | scarves | scarfs | scarvies |
| 3. dish | dishies | dishs | dishes |
| 4. peach | peachies | peaches | peachs |
| 5. calf | calfs | calfes | calves |
| 6. cherry | cherries | cherrys | cherryes |
| 7. wish | wishs | wishes | wishies |
| 8. pouch | pouchs | pouchies | pouches |
| 9. wolf | wolfs | wolves | wolfes |
| 10. fox | foxies | foxes | foxs |
| 11. berry | berryes | berryies | berries |
| 12. shelf | shelves | shelfs | shelfies |
| 13. box | boxies | boxs | boxes |
| 14. bunny | bunnies | bunnys | bunnyies |
| 15. peach | peachs | peachies | peaches |

© www.2ndgradeworksheets.net

3

Name: _____

Date: _____

Irregular Plural Noun Match

These nouns have irregular plural forms. Draw a line from the singular noun on the left to its plural form on the right.

mouse people

wolf mice

child women

knife wolves

tooth children

person knives

woman teeth


education.com

Copyright © 2018 Education.com LLC All Rights Reserved. More worksheets at www.education.com/worksheets

The plural of nouns

LEAVES - MAN - BOX - PENCILS - CHILDREN
TOMATO - CHERRIES - MEN - FOOT - MICE - KEY
CHERRY - LEAF - PENCIL - CHILD - FEET - MOUSE
TOMATOES - KEYS - BOXES

Write the names in the boxes:



Name: _____

CCSS 1.L.1.b Use common, proper, and possessive nouns.

Singular and Plural Nouns

A *singular noun* names one person, place, or thing.

example: One dog barked last night.

A *plural noun* names more than one person, place or thing.

example: Three dogs barked last night.

Add an *s* to many singular nouns to make them plural.


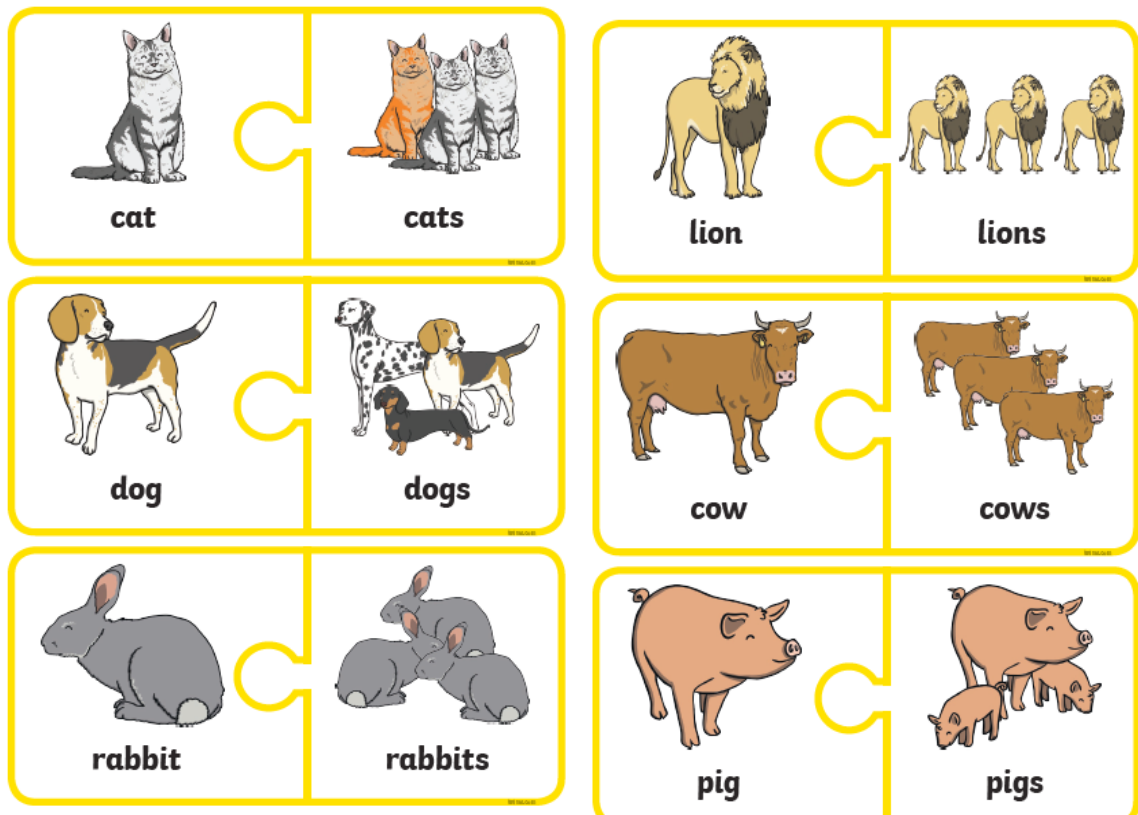
Directions: Add an *s* to make the plural form of each noun.

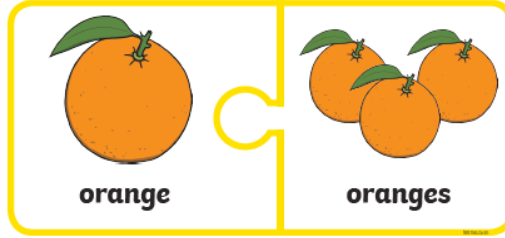
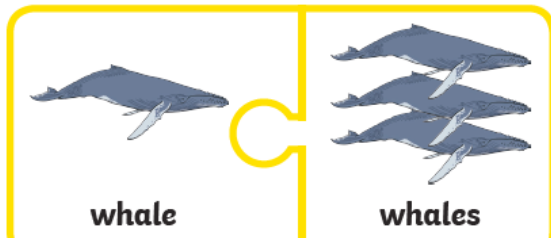
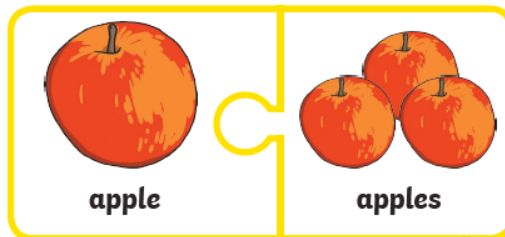



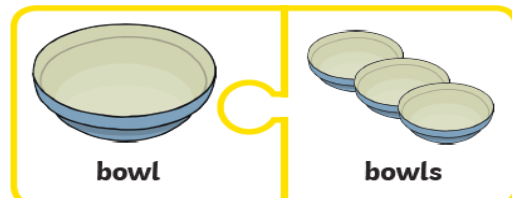
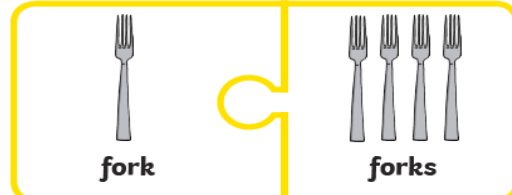
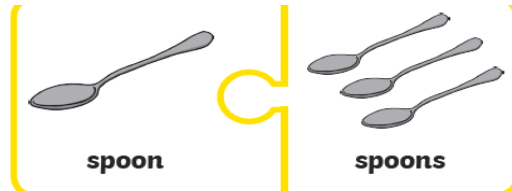
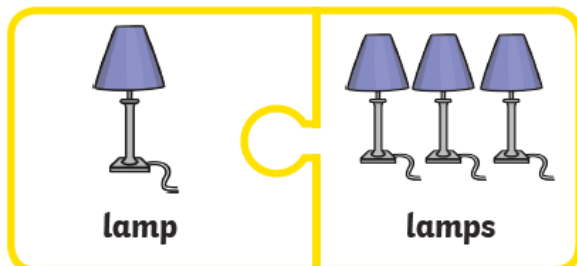
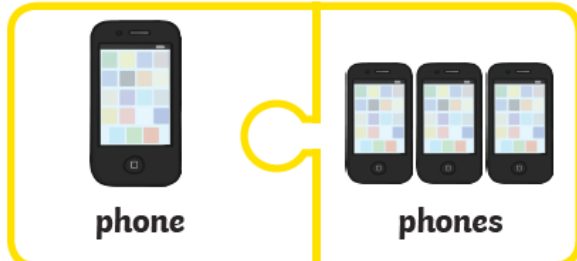
- | | |
|-----------|------------|
| 1. table | 2. friend |
| 3. spoon | 4. hat |
| 5. phone | 6. lamp |
| 7. cow | 8. teacher |
| 9. car | 10. park |
| 11. plant | 12. toy |
| 13. book | 14. zebra |
| 15. rock | 16. store |

© Downloaded freely from www.theteachersguide.com

2

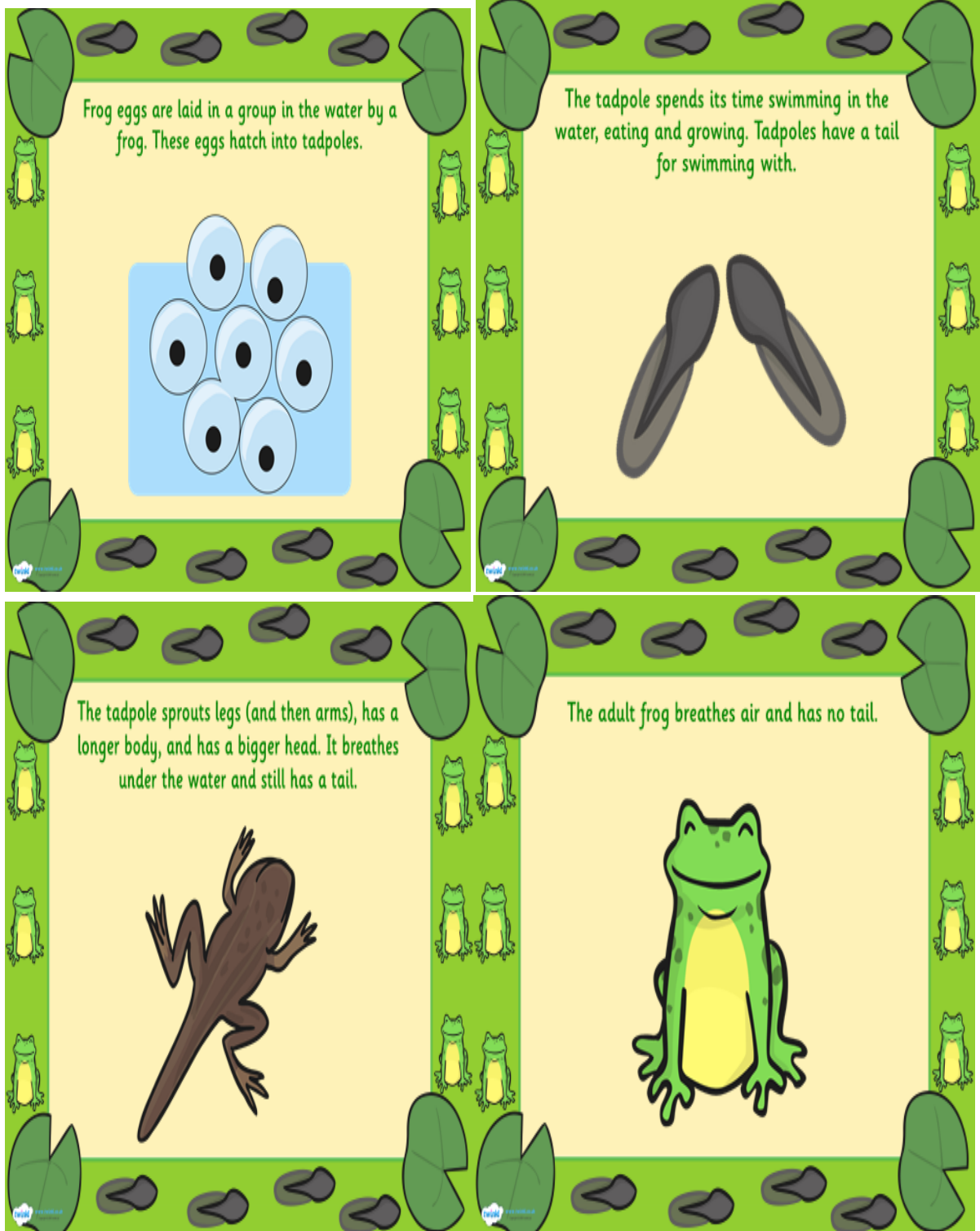
Hands on matching activity. Cut out and match singular animal to plural.

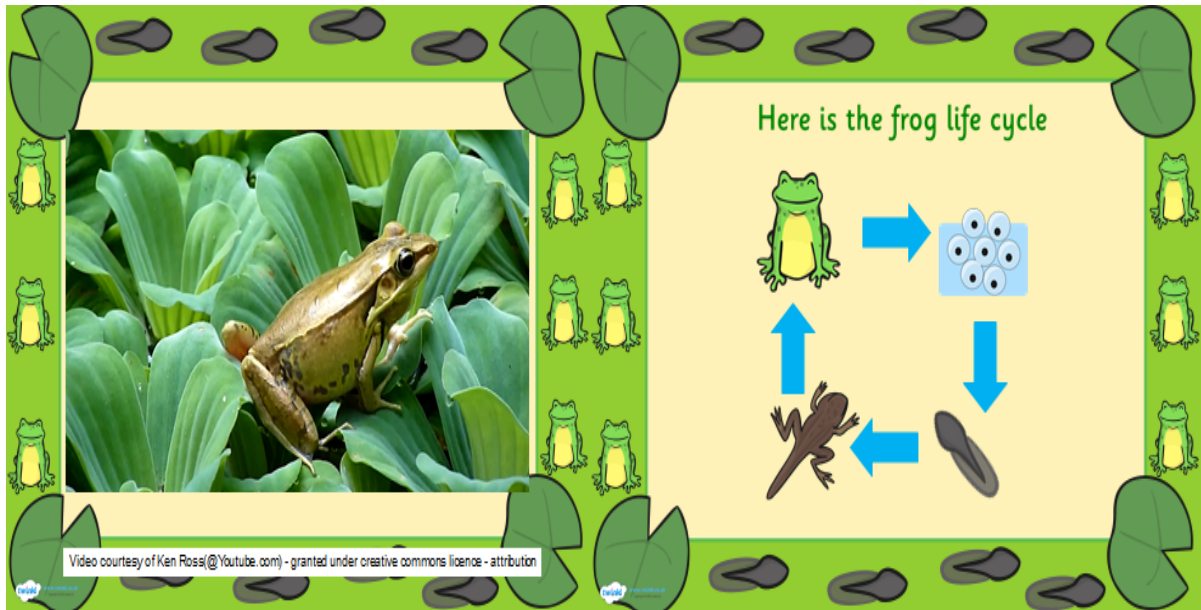




Science

1. Watch the following video to learn about the life cycle of a frog
<https://www.youtube.com/watch?v=F3ElGMVU6SY&t=67s>
2. Read about the life cycle of a frog using the images below.






Some interesting facts

- Frogs have ears! Males have bigger ears than the females and they can be found behind the eyes.
- Frogs 'drink' through their skin!
- Frogs are cold blooded and hibernate in Winter.
- Frogs are Amphibians.

3. Match the image to the correct word.

Life Cycle of a Frog



laying eggs

frog spawn

leave eggs

tadpoles

froglet

adult frog

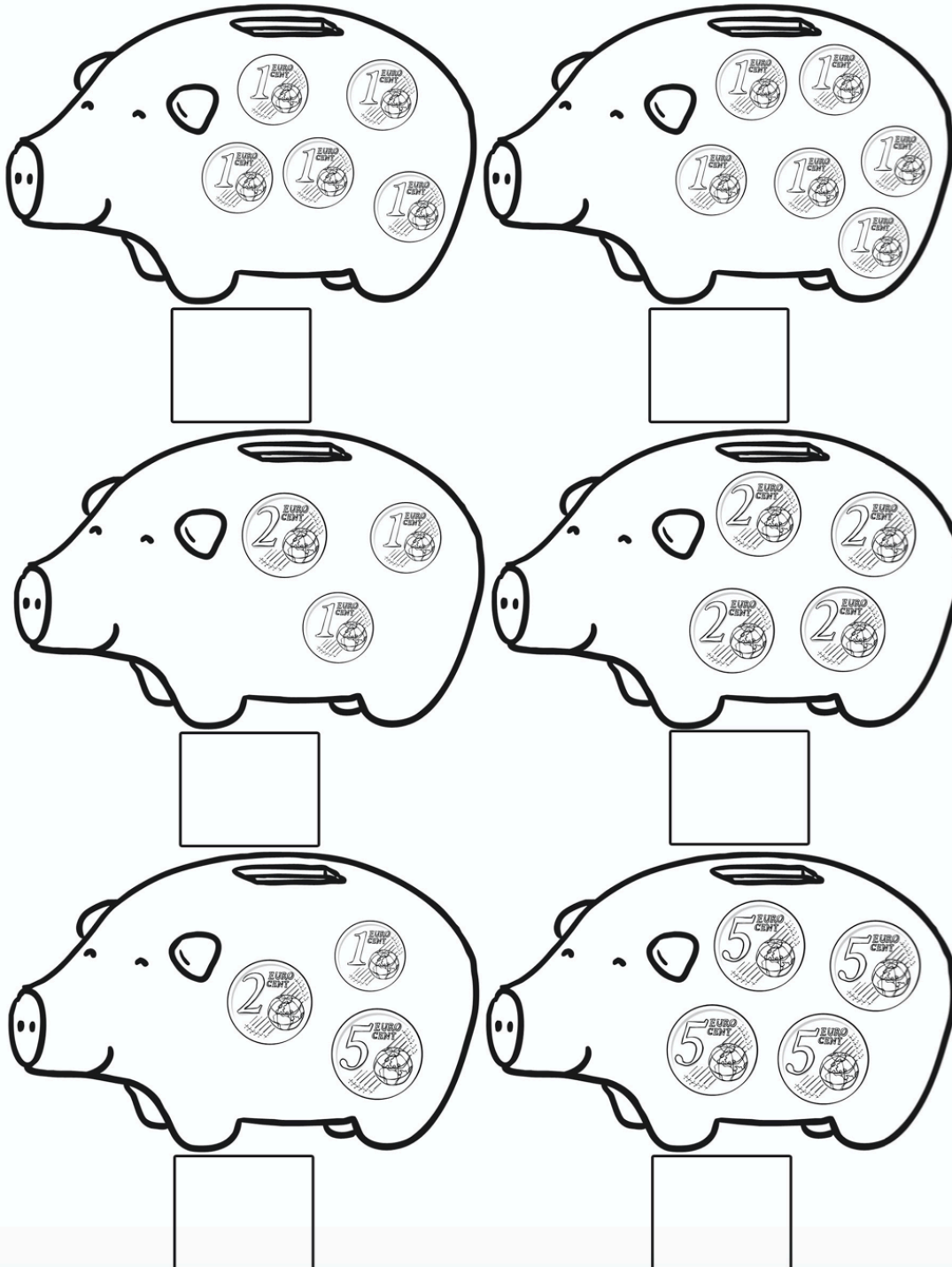
4.

Tuesday

Maths : Watch the video to see what we will be learning about in maths today. Click this link:


https://drive.google.com/drive/folders/1qUfsKxT7_E20H-7JpAfmA0no-ljpq5YT?usp=sharing

How much money is in my piggy bank?




Make the following totals in the piggy banks by cutting out the coins
at the bottom of the page


5c




7c




8c




11c



16c



20c






English - Comprehension

Read and answer the questions on one of the following comprehensions (choose one that you feel most comfortable in completing):

Name _____ Skill: Reading comprehension

Read the story then answer the questions.



Larry the Frog
Larry is a frog. Larry is green with brown spots. He loves to play in the pond. Sometimes Larry catches flies. He likes to eat flies for dinner. After Larry catches flies, he hops around the pond.

1. What is Larry?

2. What color is Larry?

3. Where does Larry love to play?

4. What does Larry catch?

5. What does Larry like to eat for dinner?

6. What does Larry do after he catches flies?

1st Grade Basic Skills Reading Comprehension and Reading Skills © Teacher's Friend, a Scholastic Company

Name _____



Bob the Frog

Bob is a frog. He hops on a log.
Hop, hop. The log is hot!
Bob hops off the log. He plops
in the pond. Plop, plop.
Bob flops back on the log. Flop!

Bob is a _____.

- ☐ Dog
- ☐ Fox
- ☐ Frog

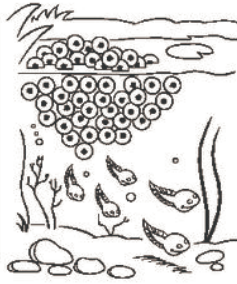
Bob hops in the _____.

- ☐ Pond
- ☐ Fog
- ☐ Box

From Egg to Frog

Read.

What looks like a clear blob with a black spot? A frog egg does! Frog eggs feel like jelly. They do not have hard shells. Baby frogs, called tadpoles, hatch from the eggs. A tadpole does not look like an adult frog. It has a tiny head and a long tail. A tadpole changes as it grows. It grows legs and its tail gets smaller. Its tail gets shorter and shorter until it is gone. After that happens, it is an adult frog!



Write.

1. What does a frog egg **look** like? _____

2. What does a frog egg **feel** like? _____
3. When frogs hatch, they are called _____.
4. Write two ways a tadpole looks different from a frog.

5. When a tadpole grows, what happens to its tail? _____

Tiddalik the Frog

The following story is based on a traditional Aboriginal Dreaming story about a frog called Tiddalik.

In the Dreaming, there lived a frog called Tiddalik. He was a very greedy frog. One hot day, Tiddalik went down to the billabong where there was plenty of water. He was so thirsty that he drank all the water in the billabong.



When all the other animals came to the billabong for a drink, they discovered that there wasn't any water left.

They were so hot and thirsty too. They knew that it was the greedy frog, Tiddalik, who drank all the water. They became very angry at him. The animals knew that they had to get the water back somehow. If they wanted to get all the water out of Tiddalik and back into the billabong, they would have to make him laugh. The wise owl said that if he laughed, all the water would come out.



First, the echidna rolled down the hill into the dried up billabong. Tiddalik didn't laugh.

Next, the kookaburra pretended to fall out of a tree. Tiddalik still didn't laugh.

After that, the wombat danced some very funny moves. Tiddalik still didn't laugh.

The animals were so confused that they didn't know what to do.

Finally, the eel danced and danced and danced until he tied himself into a big knot.

Then, Tiddalik could not stop laughing at the eel. All of the water came out and ran back into the dried up billabong.





Tiddalik the Frog

Questions

1. The following passage comes from the story "Tiddalik The Frog". Fill in the missing words.

When all the other animals came to the _____ for a drink, they discovered that there wasn't any water left. They were so hot and _____ too. They knew that it was the _____ frog, Tiddalik, who drank all the water. They became very angry at him. The animals knew that they had to get the water back somehow. If they wanted to get all the water out of _____ and back into the billabong, they would have to make him _____. The wise _____ said that if he _____, all the water would come out.


2. Use the passage above to do the following:
- Highlight the pronouns in blue. Pronouns are used to replace nouns. For example: they, them, us.
 - Circle the nouns in red. Nouns are words that tell us a person, animal, thing, thing or idea. For example: tree, ring, apple.
3. Circle the words that have the 'oo' sound.
- to, who, out
 - somehow, too, hot
 - onto, billabong, owl

Which of the following occurred first? Choose a or b.

- The echidna tried to make Tiddalik laugh.
 - The wise owl suggested that the animals make Tiddalik laugh.
- The eel danced and danced until he tired himself into a big knot.
 - The water ran back into the dried up billabong.
- All the animals became very angry.



visit [twinkl.com.au](https://www.twinkl.com.au)



Tiddalik the Frog

- Tiddalik drank all the water from the billabong.
7. List two interesting things you learnt from this Aboriginal Dreaming story.
- _____

Challenge Option

Draw a picture of your favourite part of "Tiddalik The Frog". Write at least two sentences explaining what you have drawn.



visit [twinkl.com.au](https://www.twinkl.com.au)





Tiddalik the Frog

The following story is based on a traditional Aboriginal Dreaming story about a frog called Tiddalik.

In the Dreaming, there lived a frog called Tiddalik. He was a very greedy frog. One hot day, Tiddalik went down to the billabong where there was plenty of water. He was so thirsty that he drank all the water in the billabong.

When all the other animals came to the billabong for a drink, they discovered that there wasn't any water left. They were so hot and thirsty too. They knew that it was the greedy frog, Tiddalik, who drank all the water. They became very angry at him. The animals knew that they had to get the water back somehow. If they wanted to get all the water out of Tiddalik and back into the billabong, they would have to make him laugh. The wise owl said that if he laughed, all the water would come out.

First, the echidna rolled down the hill into the dried up billabong. Tiddalik didn't laugh.



Next, the kookaburra pretended to fall out of a tree. Tiddalik still didn't laugh.

After that, the wombat danced some very funny moves. Tiddalik still didn't laugh.

The animals were so confused that they didn't know what to do.

Finally, the eel danced and danced until he tied himself into a big knot.

Then, Tiddalik could not stop laughing at the eel. All of the water came out and ran back into the dried up billabong.




Tiddalik the Frog

Which of the following occurred first? Choose a or b.

- a) The echidna tried to make Tiddalik laugh.
b) The wise owl suggested that the animals make Tiddalik laugh.
- a) The eel danced and danced until he tied himself into a big knot.
b) The water ran back into the dried up billabong.
- a) All the animals became very angry.
b) Tiddalik drank all the water from the billabong.
9. Create a list of all the words that have two and three syllables.

Two Syllables	Three Syllables
_____	_____
_____	_____
_____	_____
_____	_____
_____	_____
_____	_____
_____	_____
_____	_____

Challenge Option
Create your own "Tiddalik the Frog" Aboriginal Dreaming story to explain how the billabong was filled back up with water. Illustrate your story.



Questions

1. Why did Tiddalik drink all the water from the billabong?

2. What did the echidna do to try and make Tiddalik laugh?

3. What made the billabong fill up with water again?

4. The words in the box come from the text. Use a dictionary to find their meaning.

greedy	billabong	wise	suggested	confused
--------	-----------	------	-----------	----------

greedy: _____

billabong: _____


wise: _____

suggested: _____

confused: _____

5. Circle the words that have the 'oo' sound.

- to, who, out
- somehow, too, hot
- onto, billabong, owl



Science





1. Watch the following video to learn more facts about the lifecycle of a frog
<https://www.youtube.com/watch?v=FIXoJYbBIs0>
2. Using the information you know about the lifecycle of a frog, fill in the activity below
(choose a or b)

(a)

Frog Life Cycle

Cut and paste the life cycle of a frog into the correct order.

Write a few sentences about the frog life cycle.

frog	frog spawn	tadpoles	froglet
			

(b)



The Life Cycle of a Frog

Describe each stage of a frog life cycle.



First...

Next...



Then...



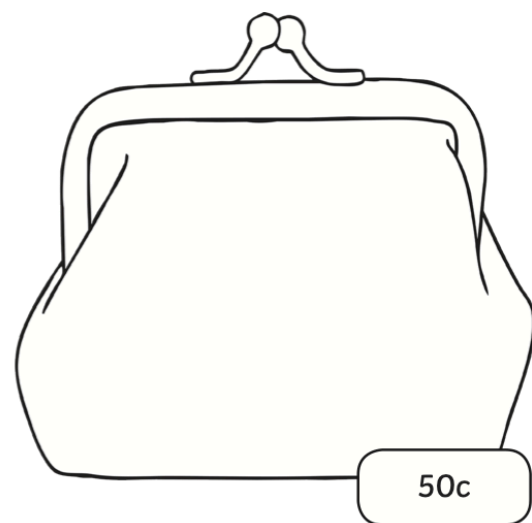
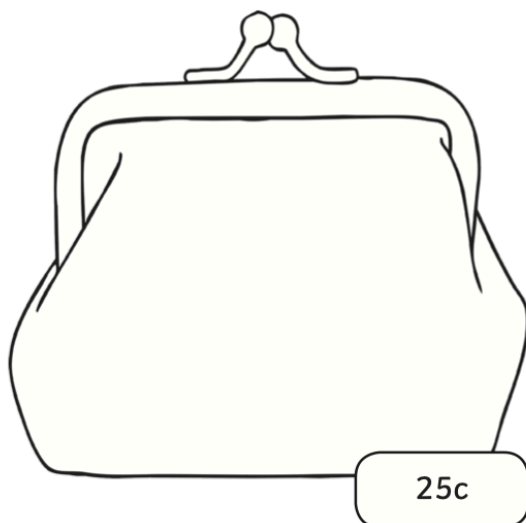
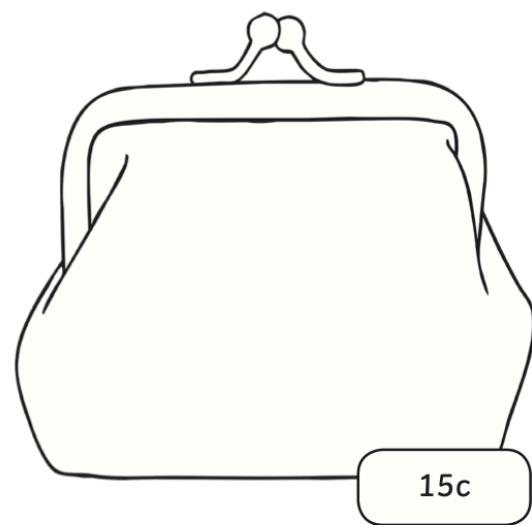
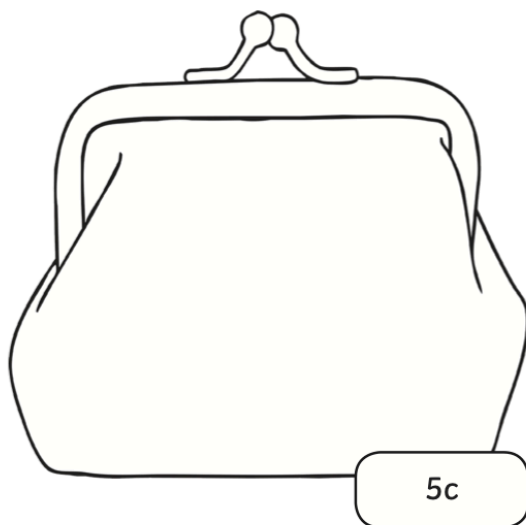
Last...

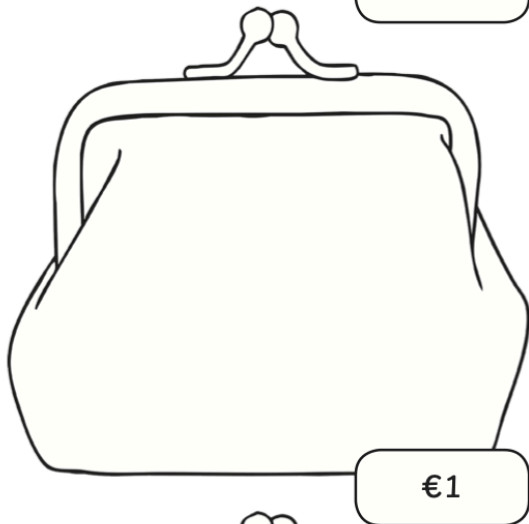
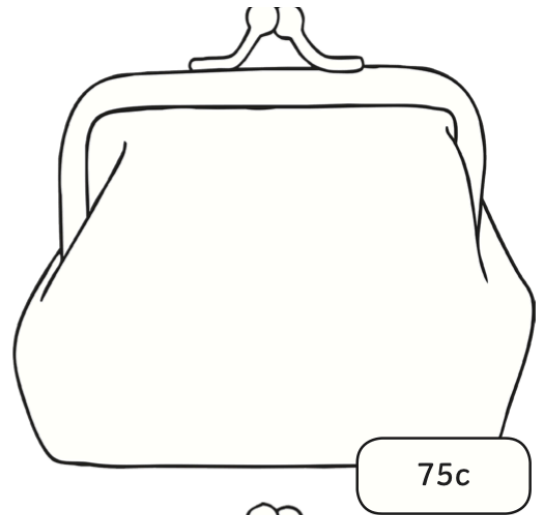
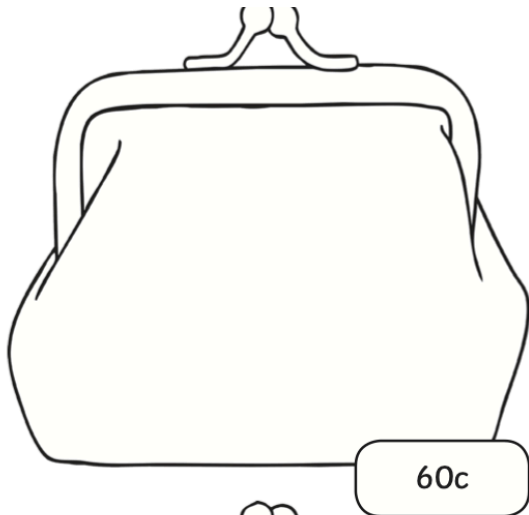
Wednesday

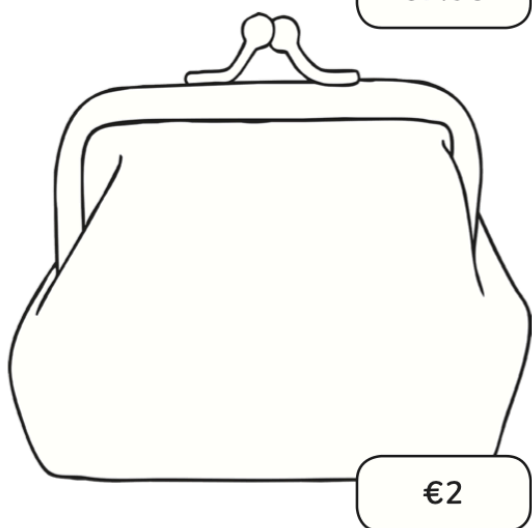
Maths: Watch the video to see what we will be learning about in maths today. Click this link:
https://drive.google.com/drive/folders/1qUfsKxT7_E20H-7JpAfmA0no-ljpq5YT?usp=sharing

Euro Cut and Stick Activity

Cut and stick coins to match the amounts for each purse.







English – Phonics

Phonics

Final consonant blends:

-st, -nd, -ng, -it

Sound out the following endings and come up with 1-4 words that have the above endings e.g

-st = fa**st** -it=**fit**

Endings	Word 1	Word 2	Word 3	Word 4
-st				
-nd				
-ng				
-it				

Use as many of the words above to create a short story below:

Ending Blends 1

Fill in the blanks with the correct consonant cluster.
Draw a line from the word to its picture.

ng ft
nt ld

ki _ _



te _ _



ri _ _



pla _ _



go _ _



ra _ _



Copyright 2008-2009 Education.com

Created by: education.com
www.education.com/worksheets

Ending Blends 2

Fill in the blanks with the correct consonant cluster.
Draw a line from the word to its picture.

nd lf lt
st

ve _ _



ha _ _



bo _ _



e _ _



go _ _



po _ _



Copyright 2008-2009 Education.com

Created by: education.com
www.education.com/worksheets

Ending Blends

Look at each illustration. What consonant blend matches the end of the word? Color in the bubble next to the correct answer.

- mp nk sk nt
☐ ☐ ☐ ☐
- lk st nd ft
☐ ☐ ☐ ☐
- lk nt mp nk
☐ ☐ ☐ ☐
- mp ft fr lk
☐ ☐ ☐ ☐
- sp sk nt nd
☐ ☐ ☐ ☐

Education.com

Find worksheets, games, lessons & more at education.com/resources
© 2007-2020 Education.com

Making Plurals

singular	one
plural	more than one

Ash is reading some of his text messages from Hassan. Hassan has not always written the correct form of the plural noun in his messages, so Ash is going to do that. Can you help him? For each singular noun, decide which rule Ash should follow to make it plural, then write the plural noun on the correct phone.

- light box costume hero
party story country family
bus book script match



Ash has noticed that he has made some spelling mistakes in some of his texts to Hassan. Can you let him know whether his words are spelt correctly (✓) or incorrectly (x)?

Word	✓ or x	Word	✓ or x
tomatos		flys	
teeth		holidais	
leggings		shoes	

twinkl ORIGINALS ★

VISIT twinkl.com


Art

- Choose one of the following activities to help you draw or make a frog (choose a **or** b **or** c)


(a)



(b)



(c)











Thursday

Maths: Watch the video to see what we will be learning about in maths today. Click this link: https://drive.google.com/drive/folders/1qUfsKxT7_E20H-7JpAfmA0no-ljpq5YT?usp=sharing






























Money Madness

Write in the correct symbol ($<$ $>$ $=$) to make the calculations below correct.

		5¢
		4¢
7¢		
6¢		
2¢		
		4¢
		9¢
3¢		




























Money Madness

Write in the correct symbol (< > =) to make the calculations below correct.

  		11¢
   		16¢
18¢		  
11¢		   
14¢		  
   		13¢
   		18¢
   		12¢

Money Madness

Write in the correct symbol ($<$ $>$ $=$) to make the calculations below correct.

22¢		  
30¢		  
29¢		  
  		41¢
   		39¢
26¢		   
34¢		   
  		42¢

English

Write a report on Frogs (1. Title, 2. General statement- what it is, 3. Two to three subheadings telling us about it e.g what it looks like, what it eats, where it lives, 4. Images/pictures to support). Look at the following links to find out about frogs:

<https://www.youtube.com/watch?v=ZOCi4DGiQr4-> Interesting Facts on Frogs

<https://www.youtube.com/watch?v=kIPrjJAmsrM> story

<https://www.youtube.com/watch?v=DvkJI4zT50Q> story

https://www.youtube.com/watch?v=NP7TDxP0_Zw story

Choose one of the following templates, whichever one you are more comfortable in completing:

Report writing template 1

Title:

--

Generalisation: What is it?

Picture

What does it look like?

Picture

Where does it live?

Picture

What does it eat?

Picture

Interesting Fact:


--

Title:

--

Generalisation: What is it?


Picture



A frog is an _____

What does it look like?

Picture



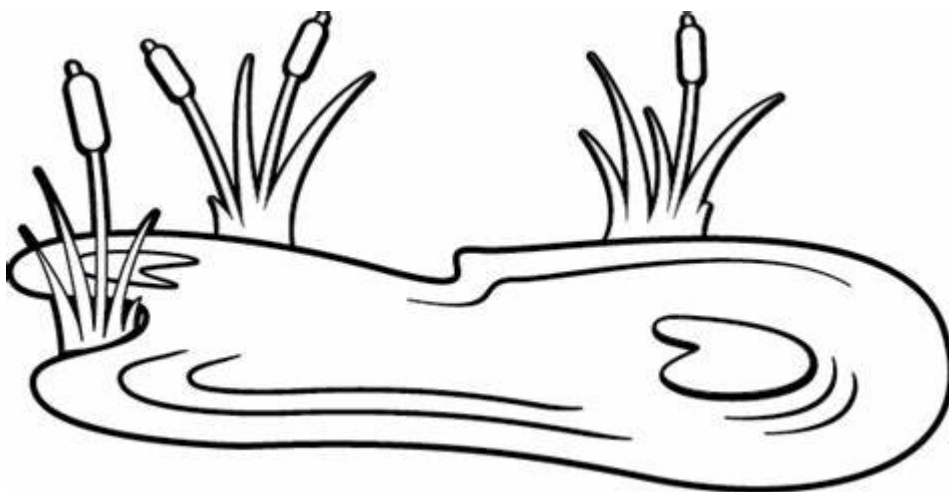
Number of legs:

Skin colour: green or red

Where does it live?

Picture

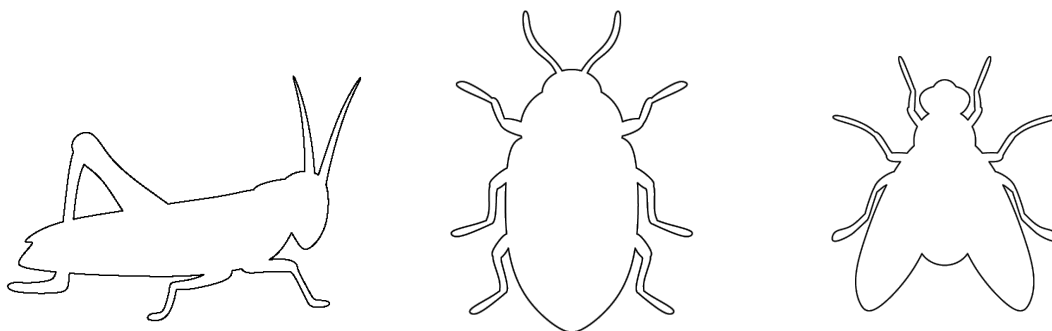
--



A frog lives in a pond.

What does it eat?

Picture





A frog eats insects.

Interesting Fact:

--

Report Writing

Self-Assessment/Success Criteria:

<i>Tick happy or sad when assessing your report</i>		
Title		
General statement		
Sub- Heading 1 and/or picture		
Sub- Heading 2 and/or picture		
Sub- Heading 3 and/or picture		

STEM Challenge

- Can you build a tower that is taller than you?
- Use whatever materials you have at home. Be careful it will topple over unless you design it very well!
- Email catriona@lucaneastet.ie , lorrainen@lucaneastet.ie or michael@lucaneastet.ie with your pictures!

-
-
-
-


- Friday

Maths: Watch the video to see what we will be learning about in maths today. Click this link:
https://drive.google.com/drive/folders/1qUfsKxT7_E20H-7JpAfmA0no-ljpq5YT?usp=sharing

Going to the Shop



2c



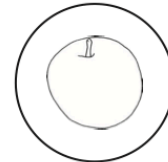
3c



1c



4c



5c



+



=




+




=



+



=



+



=



+



=



+



+



=



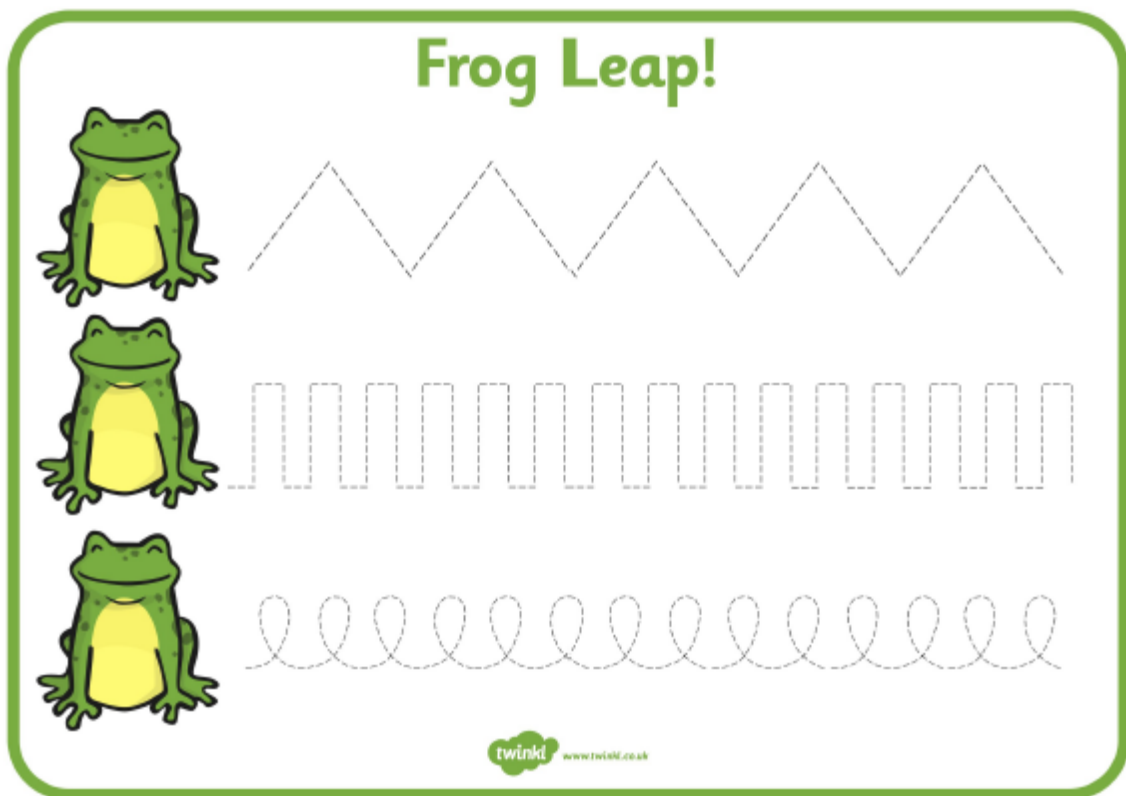
You have **10c**. What could you buy? Draw what you would buy in the box.



English

DEAR Time- Drop everything and read. Choose a book of choice and read for 10 minutes.

Listen to the following frog song https://www.youtube.com/watch?v=WSC-gHBU_d0 frog song



PE

- Take part in this Cosmic Kids Minecraft themed yoga session <https://youtu.be/02E1468SdHg>