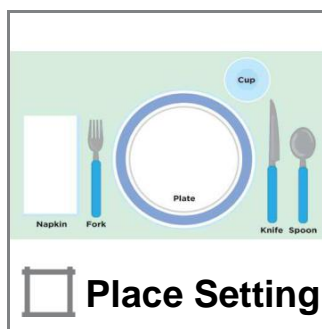



Cheese Sandwich



START HERE



Sandwiches and Wraps

What I Use:



What I Need:



Optional
Extras

Sandwiches and Wraps

Cooking:

1.

☐ Take of tab


2.

☐ Open bag

3.

☐ Take out bread

4.

☐ 1 ☐ 2☐ Place 2 slices of bread on plate

Sandwiches and Wraps

5.



Twist bag

6.




Close bag

7.



Scoop mayonnaise/butter with knife


8.



Spread mayonnaise/butter on 1 slice of bread.


Sandwiches and Wraps

9.




Until all spread

10.

Place optional extras on
bread

11.



Place cheese on bread

12.



Make sandwich

13.



With knife cut sandwich in

☐ half

14.

☐

Eat and enjoy!



Well Done!


Name: _____

Date: _____

Tools:

☐ Pencil☐ Eraser

Steps:

☐ Read the question.☐ Count the money.☐ Write the amount.☐ Read what you can buy.☐ Circle the money values.

I have



€



I can buy

cereal
€5.90cheese slices
€2.90yogurt
€3.50

Name: _____


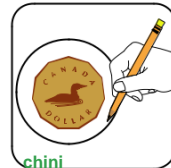
Date: _____

Tools:

☐ Pencil ☐ Eraser

Steps:

- ☐ Say the word.
- ☐ How much money do you need? Print the answer.
- ☐ Circle the money.
- ☐ Fill in subtraction equation.
- ☐ What is your change?
- ☐ Print your answer.



cheese slices
€4.70



€ _____

I need



My change is € _____

-			.		
			.		
€			.		


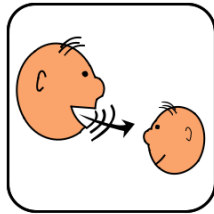
Name: _____

Date: _____

Tools:

☐ Pencil☐ Eraser


Steps:

☐ Read the question.☐ Circle the answer.


Cheese Sandwich





1. The recipe was




easy




hard




2. Did you taste the recipe?



yes



no



3. How did it taste?



good



bad



yucky



4. The recipe is




healthy




unhealthy



5. Will you make it again?










yes



no

Name: _____

Date: _____

Tools:☐ Pencil ☐ Eraser **Steps:**☐ Say the item out loud.☐ Find the item in the kitchen.☐ Check mark ☒ | the have  column.☐ If you did not find the item check mark ☒ | _
the need  column.☐ Make shopping list. 

Cheese Sandwich



**Ingredients****Have****Need****bread**
☐
☐
**mayonnaise**
☐
☐
**butter**
☐
☐
**cheese slices**
☐
☐

Extras:

☐
☐

Name: _____

Date: _____

Tools:

☐ Pencil



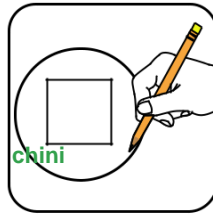
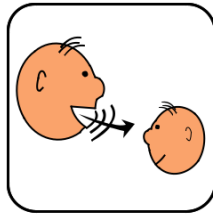
☐ Eraser



Steps:

☐ Read the question.

☐ Circle the answer.



Cheese Sandwich



1. What did you make today?



garlic
mushrooms
with lemon



cheese sandwich



jam and cream
cheese crêpe



2. What did you use? (tools)



a toothpick



tongs



a knife



3. What did you need? (ingredients)




Mayonnaise/butter



eggs



hot dog



4. What did you do?



placing



peeling



spreading




5. How did you make it?




stove



microwave



none




6. Who did you make it with?




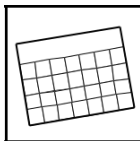
teacher



parent



helper



7. When did you make it?

Monday

Tuesday

Wednesday

Thursday

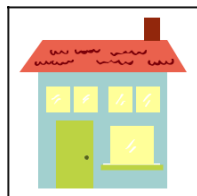
Friday

Saturday

Sunday



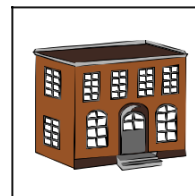
8. Where did you make it?



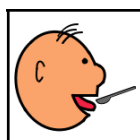
home



school



centre



9. How did it taste?




good




bad




yucky



10. Will you make it again?



yes



no

Procedural Writing.

Title: _____

Ingredients _____ _____ _____ _____	 _____ _____ _____ _____
--	--

Instructions:

*Don't forget your bossy words!

Draw 1.	First _____ _____ _____ _____
2.	Next _____ _____ _____ _____
3.	 _____ _____ _____ _____
4.	 _____ _____ _____ _____
5.	Finally _____ _____ _____ _____