

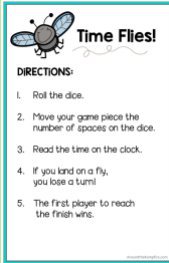
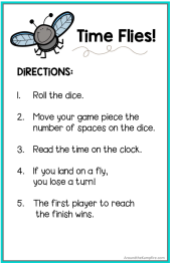
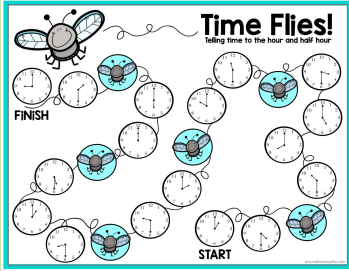







2nd Class Home Learning Activities Monday 18th May – Friday 22nd May

	Monday 18th May	Tuesday 19th May	Wednesday 20th May	Thursday 21st May	Friday 22nd May
Maths	<p>In Second Class, we have learned about telling the time.</p> <p>Let's recap what we know about telling the time: Watch the Time Day 1 Video: https://drive.google.com/drive/folders/1vzyZzppQHhZJwJY5fV4ACAcMnb8uCpA?usp=sharing</p> <p>To see if you remember how to tell the time, try this game: https://mathsframe.co.uk/en/resources/resource/116/telling-the-time</p> <p>Now try these activities below:</p>  <p>Extra Challenge: Check Mangahigh for tasks on Time.</p>	<p>This year we have also learned how to tell half past.</p> <p>Play this game: https://mathsframe.co.uk/en/resources/resource/116/telling-the-time</p> <p>Now try the time activity attached below- you have to match the clock to the correct time. It should look like this when it's finished:</p> 	<p>Fun Maths!</p> <p>Play this game 'time flies'. All you need is a dice. If you don't have a dice, use this: https://dice.virtuworld.net</p> <div style="display: flex; justify-content: space-around;"> <div data-bbox="1055 568 1223 831">  </div> <div data-bbox="1234 568 1402 831">  </div> </div> 	<p>Last week in Maths we focused on finding a quarter of a number. Today in Maths you will be finding quarter past and quarter to on the clock.</p> <p>Watch this video to explain how the activity works: https://drive.google.com/drive/folders/1vzyZzppQHhZJwJY5fV4ACAcMnb8uCpA?usp=sharing</p> <p>There are two activities. Do both if you are able to.</p> 	<p>Now that we have revised how to tell the time, try and solve these time problems.</p> <p>Read the question and draw the correct time on the clock.</p> 

<p>English</p>	<p>Reading Comprehension Persuasive Writing</p> <p>For the last two weeks we have learnt about persuasive writing.</p> <p>Read this persuasive writing text about sugary drinks, then answer the questions (see below).</p> 	<p>Instructions</p> <p>This week we will be reminding ourselves how to write instructions.</p> <p>Before we begin writing, lets remind ourselves what must be included when writing instructions. Watch this video: https://screenrec.com/share/dz6FSJ8LuY</p> <p>Now complete this time word activity. Remember: Time words tell the reader which order to follow the instructions.</p> 	<p>Instructions</p> <p>Instructions must include bossy verbs. Bossy verbs tell the reader what to do, for example</p> <ul style="list-style-type: none"> • Jump in the puddle. • Brush your hair. • Mix the eggs, flour, butter and sugar. <p>Now complete this bossy verb activity.</p> 	<p>Writing Instructions</p> <p>Spend today and Friday writing instructions to show someone how to do something.</p> <p>You could write instructions to show:</p> <ul style="list-style-type: none"> • how to bake something for the Bake Off Challenge • how to make a lego model • how to make a craft • how to plant a bulb. <p>Type up your instructions onto a Microsoft Word or PowerPoint document like this: https://docs.google.com/presentation/d/1G53h4HcRj-IJvJsxQp9vTCrIfpPh7PJ0T_iHUXXirqo/edit?usp=sharing</p> <p>You can also write your instructions on a piece of paper.</p>	<p>Writing Instructions</p> <p>Check the instructions that you have written.</p> <p>Make sure they include:</p> <ul style="list-style-type: none"> • Time words (for example first, next, then, after, finally) • Bossy verbs (words that tell you what to do) • Make sure your instructions are in the correct order and are clear for the reader. <p>Send your instructions to your teacher and we will show them in next week's assembly.</p>
-----------------------	--	---	---	---	--

Other

Intercultural Week Menu

On Friday we will celebrate Intercultural Week during assembly. This week we will be taking part in some activities for Intercultural Week.

Choose a country and research the type of food they eat.

Make a menu showing a starter, main course and a dessert from the country you have chosen. Use the template below or make your own menu.



Intercultural Week Art

Create a flag from a country of your choice. You could draw it, paint it, colour it, make a collage or use anything else you can think of.



Intercultural Week Fact File

Complete a fact file about a country of your choice. You can complete the template below or you can present your ideas in a poster or a PowerPoint.

You will need to include:

- *The name of the country
- *Which continent the country is in
- *Language
- *Currency (the money they use)
- *Flag
- *Capital City
- *Population (how many people live there)
- *Leader (who is the president/Prime Minister/King/Queen)
- *Any other interesting facts you can find

Intercultural Week Challenge

Choose one of the activities below to complete for Intercultural Day:

Bake Off Challenge - Prepare a dish from a country of your choice. You could use your research from Monday to help you.

Use Google Translate to learn how to say these phrases in a different language of your choice:

Hello

Thank you

Goodbye

https://www.google.com/search?q=google+trandalte&rlz=1C1EJFB_enIE884IE884&oq=google+trandalte+&aqs=chrome..69i57j0l7.3475j0j4&sourceid=chrome&ie=UTF-8

TIP: Press the microphone button to hear how to say the words!

Choose a country and research the traditional clothes they wear. Make a poster to show what the clothes look like.

PE

Complete the Alphabet Name Challenge. Spell out your name and complete the activities listed below for each letter of your name.

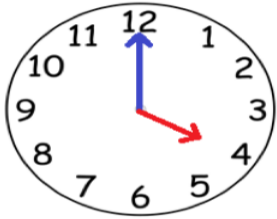


Daily Optional Extra Workbooks Activities	15 mins daily reading Maths Challenge 35 Just Handwriting p. 51 Spellbound p. 60, ex 1	15 mins daily reading Maths Challenge 36 Just Handwriting p. 52 Spellbound p. 61, ex 1	15 mins daily reading Maths Challenge 37 Just Handwriting p. 53 Spellbound p. 61, ex 2 and 3	15 mins daily reading Maths Challenge 38 Spellbound p. 61, ex 4	<i>Friday spelling test</i> Choose any 10 words your child has been practising this week and ask them to write them in the back of their book.

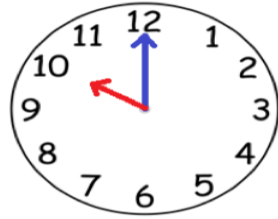
Monday - Maths – Telling The Time (O'Clock)



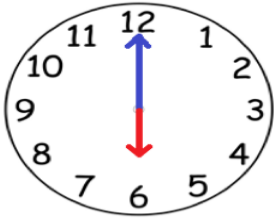
**What's the time
Mr Wolf?**



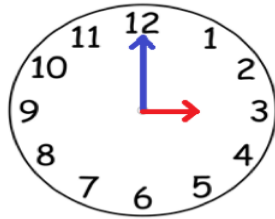
o'clock



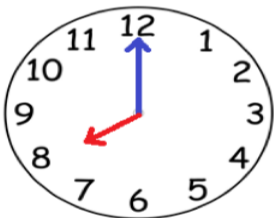
o'clock



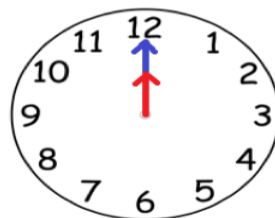
o'clock



o'clock



o'clock




o'clock

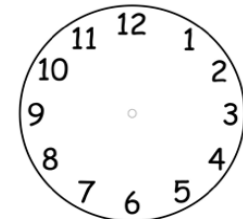


Am I late?


**Show rabbit what the
time is on the clocks!**




Half past 1




Half past 8




Half past 4



Half past 11



Half past 9



Half past 3

Monday - Reading Comprehension



Should Shops Make Sugary Drinks More Expensive?

Eating or drinking sugar gives people lots of energy for a short time but eating too much sugar is not good for us. Doctors say that people should only eat a little bit of sugar.

Too much sugar can give us health problems. Sugar can harm our teeth and cause people to put on weight. It can also lead to serious diseases like diabetes.

Some countries have added taxes on drinks that have a lot of sugar in them. This means that drinks which have lots of sugar in them cost more money to buy than drinks with less sugar.

Therefore healthy drinks are cheaper.



I think making sugary drinks expensive is a good idea because less people will buy them. This means people will be drinking less sugar and will be healthier.

I think shops in Ireland should make sugary drinks more expensive because it will encourage people to buy cheaper, healthier drinks such as water. This will mean that people in Ireland will have less health problems, for example healthier teeth.

Monday - Reading Comprehension Questions

Write the answers to these questions on a piece of paper or in a copy. Remember to write in **full sentences**.

1. Why do doctors say that people should only eat a little bit of sugar?

Doctors say that people should only eat a little bit of sugar because _____

2. Why does the author think making sugary drinks more expensive is a good idea?

3. What is the main idea of the passage?

To persuade us _____

4. Do you agree or disagree with the author? Should shops in Ireland make sugary drinks more expensive? Why?

I think _____

I believe _____

I agree / disagree _____

Monday - Menu Template

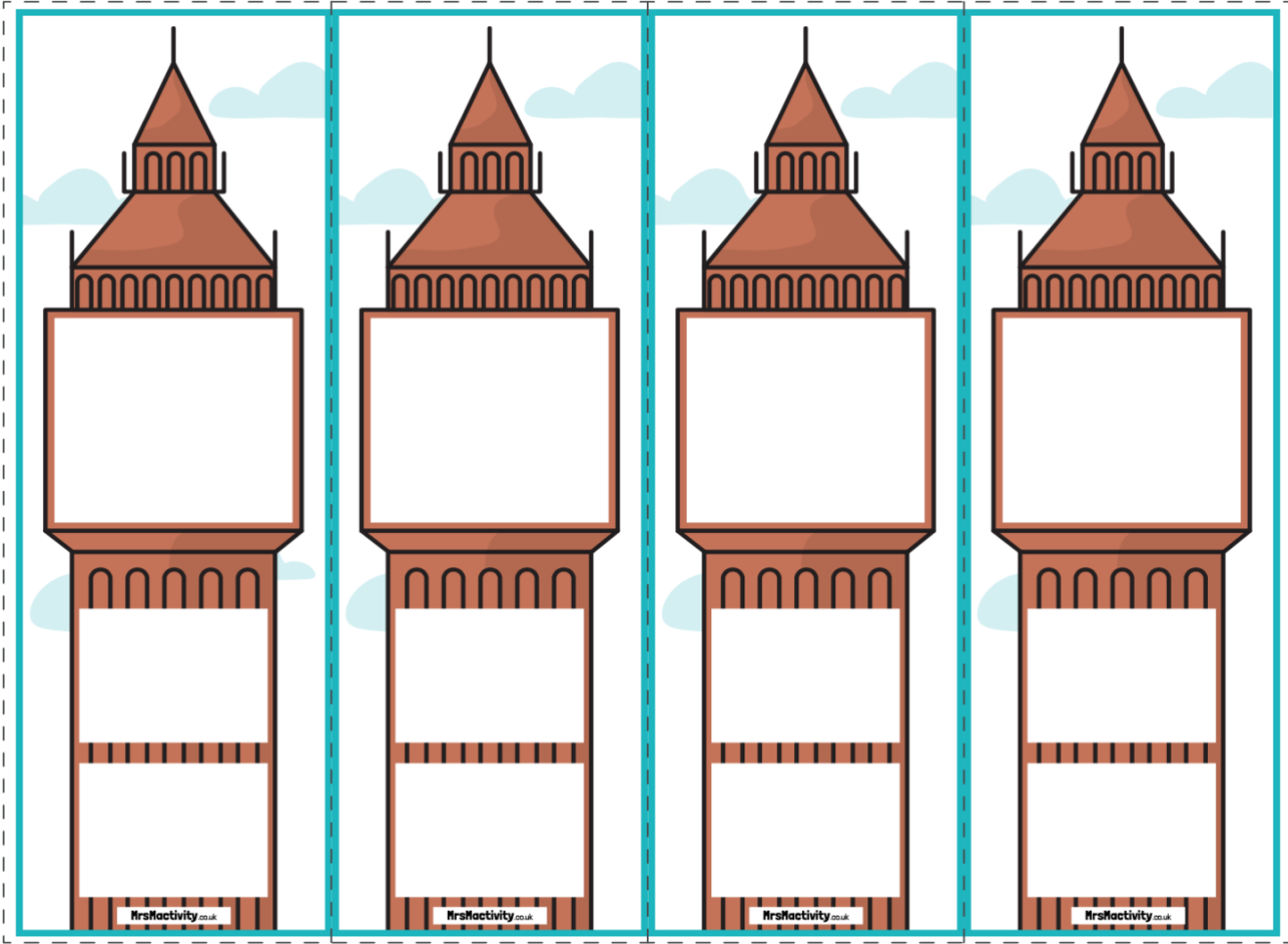
Food Menu

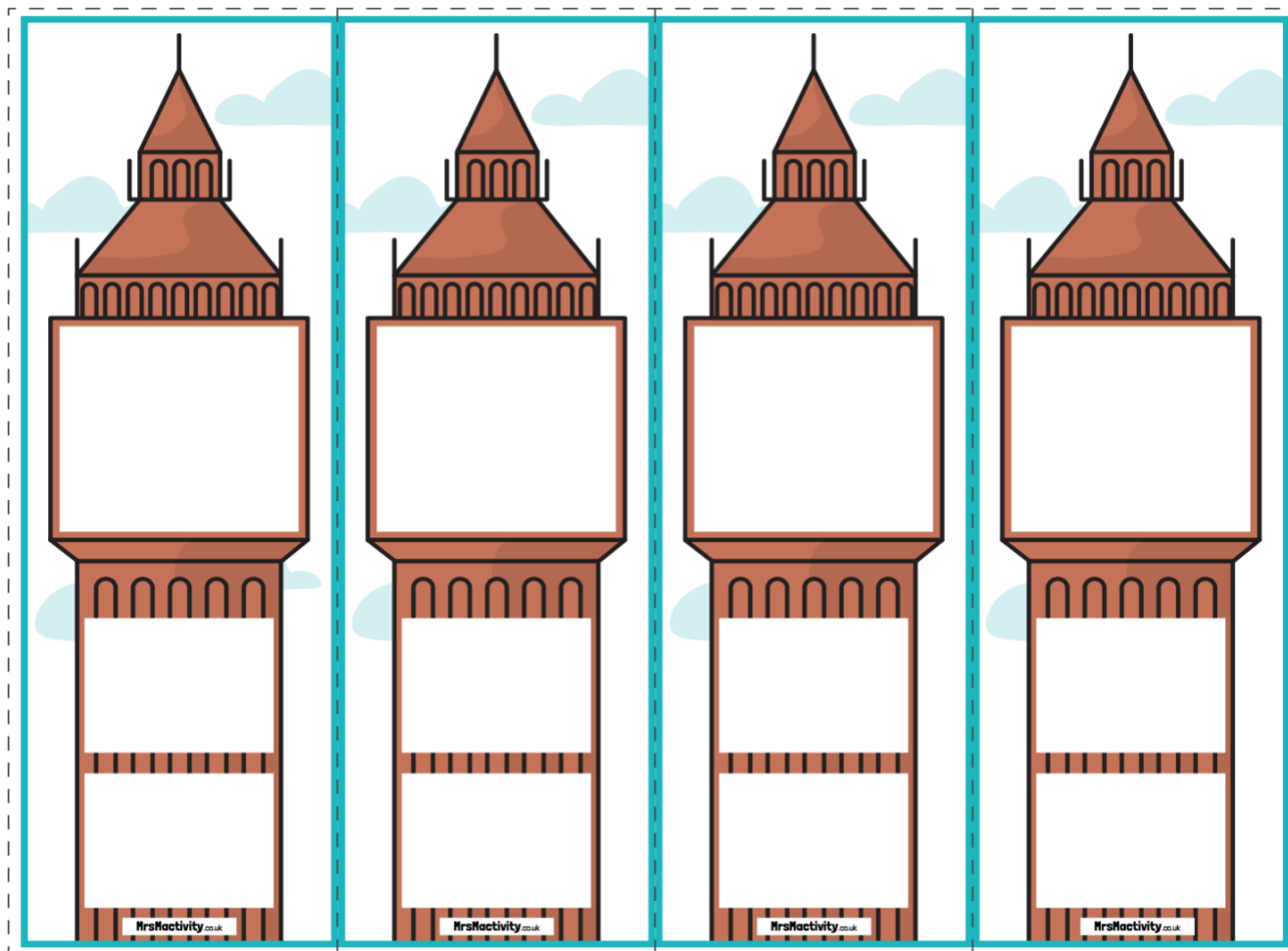
Starters

Main Courses

Desserts

Tuesday - Maths (Big Ben Telling The Time)






BIG BEN

Telling the
time to the
half hour

Cut everything
out. Mix them
all up and see if
you can match
up the correct
clock faces,
written times and
numerical times.



Cut everything out. Mix them all up and see if you can match up the correct clock faces, written times and numerical times.

	— — —	+	— — —	+	— — —	+	— — —	+	— — —	+	— — —
	half past one		half past two		half past three		half past four		half past five		half past six
	— — —	+	— — —	+	— — —	+	— — —	+	— — —	+	— — —
	half past seven		half past eight		half past nine		half past ten		half past eleven		half past twelve
	— — —	+	— — —	+	— — —	+	— — —	+	— — —	+	— — —
	1:30		2:30		3:30		4:30		5:30		6:30
	— — —	+	— — —	+	— — —	+	— — —	+	— — —	+	— — —
	7:30		8:30		9:30		10:30		11:30		12:30
	— — —	+	— — —	+	— — —	+	— — —	+	— — —	+	— — —

Tuesday – Instructions (Time Words)




Billy is shipwrecked on an island but he wants to get off the island. His suitcase is full of clothes and other bits from the ship have been washed onto the island. He is going to build a raft.

Help him to finish writing his instructions by adding a time word at the beginning of each sentence.

Then Next Secondly Lastly Afterwards Later After that First

What You Need:

Clothes

Scissors 

Needle and Thread 


Tall Stick

Wood

What You Do:

1. _____ cut the clothes into rectangles.
2. _____ thread the needle and tie a knot at the end.
3. _____ sew the rectangles together to make a large sail.
4. _____ find a tall stick and attach the sail onto it.
5. _____ gather wood to make the raft.


*Now finish writing the instructions showing how to make the wooden raft.
Remember to use time words and bossy verbs.*



Time Flies!

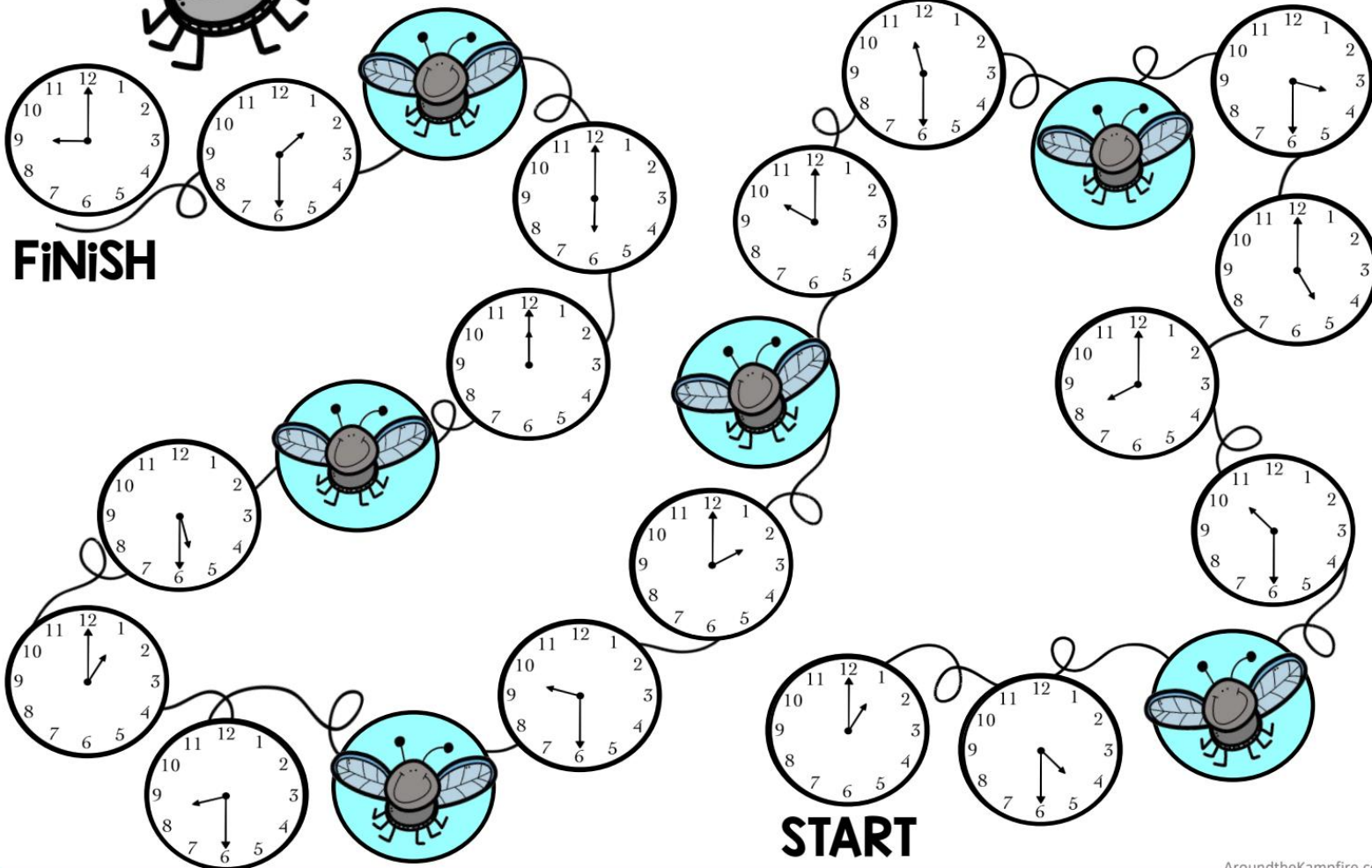
DiRECTIONS:

1. Roll the dice.
2. Move your game piece the number of spaces on the dice.
3. Read the time on the clock.
4. If you land on a fly, you lose a turn!
5. The first player to reach the finish wins.



Time Flies!

Telling time to the hour and half hour



FINISH

START

Wednesday - Instructions (Bossy Verbs)


1		Match the pictures with the correct bossy verbs. Words can be chosen twice.			
1	 ___ apples from the tree.	<div>1</div> <div><input type="checkbox"/> pick</div> <div><input type="checkbox"/> cook</div> <div><input type="checkbox"/> taste</div> <div><input type="checkbox"/> chop</div> <div><input type="checkbox"/> peel</div> <div><input type="checkbox"/> mince</div> <div><input type="checkbox"/> put</div> <div><input type="checkbox"/> crush</div> <div><input type="checkbox"/> crack</div> <div><input type="checkbox"/> grill</div> <div><input type="checkbox"/> roast</div> <div><input type="checkbox"/> boil</div>	<div><input type="checkbox"/> sprinkle</div> <div><input type="checkbox"/> wash</div> <div><input type="checkbox"/> bite</div> <div><input type="checkbox"/> stir</div> <div><input type="checkbox"/> smell</div> <div><input type="checkbox"/> cut</div> <div><input type="checkbox"/> slice</div> <div><input type="checkbox"/> grate</div> <div><input type="checkbox"/> spread</div> <div><input type="checkbox"/> fry</div> <div><input type="checkbox"/> bake</div> <div><input type="checkbox"/> pour</div> <div>2</div> <div><input type="checkbox"/> toast</div>	19	 ___ salt on the salad.
2	 ___ bread for breakfast.			18	 ___ a chicken in the oven.
3	 ___ the fruit and veg.			17	 ___ water in a kettle.
4	 ___ butter on your bread.			16	 ___ an egg.
5	 ___ food for dinner.			15	 ___ hands.
6	 ___ the soup well.			14	 ___ some cheese.
7	 ___ the chef's food.			13	 ___ the pot.
8	 ___ the carrot.	12	 ___ bread for toast.		
9	 ___ bread in the bakery.	11	 ___ potatoes for chips.		
10	 ___ meat for the stew.				

Wednesday – Country Fact Sheet


My Country Snapshot

My country is: _____

Find and mark your country on the map



Traditional food:



Fabulous Facts

Continent:

Leader:

Capital city:

Population (how many people live there):



Currency:

Climate or weather:

Draw the flag:


Can you think of any famous people who come from this country?

Extra amazing facts:

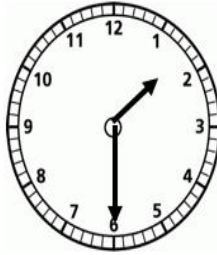
 visit [twinkl.com](https://www.twinkl.com) 

Thursday – Maths (Telling The Time)


When it is o'clock



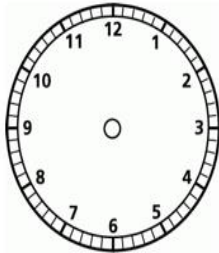
When it is half past



When it is quarter past




the minute hand points to

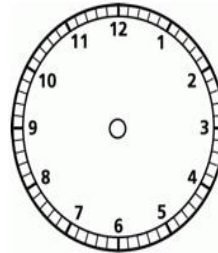


$\frac{1}{4}$ past 12

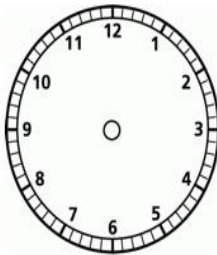

the minute hand points to



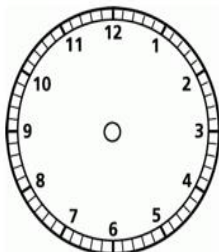

the minute hand points to



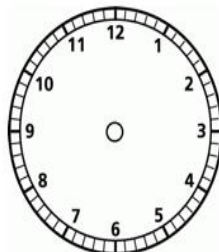
$\frac{1}{4}$ past eight




$\frac{1}{4}$ past 7



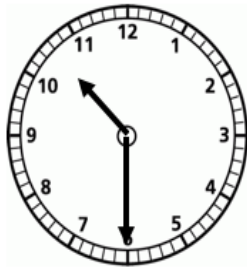
quarter past 1



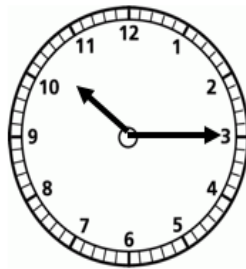
quarter past eleven



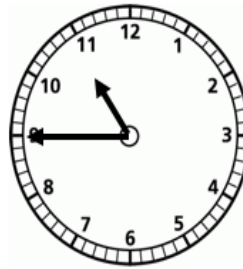
When it is half past



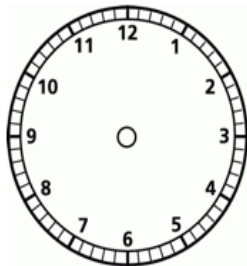
When it is quarter past



When it is quarter to

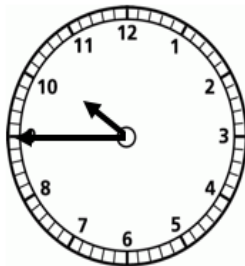


the minute hand points to

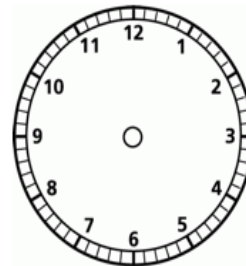


$\frac{1}{4}$ to 12

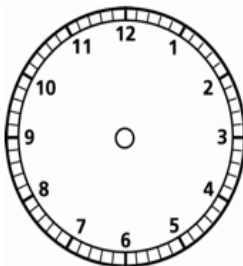

the minute hand points to



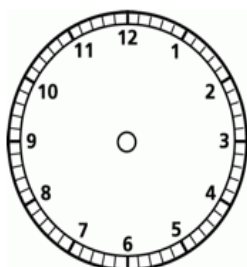
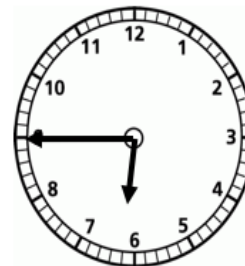
the minute hand points to



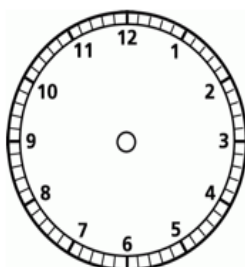
$\frac{1}{4}$ to eight



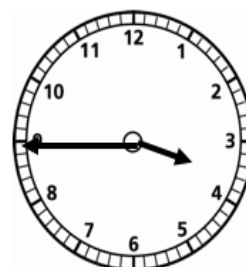
$\frac{1}{4}$ to 2



quarter to 1


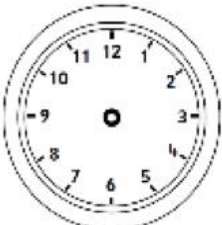

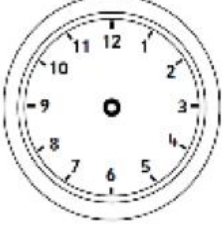

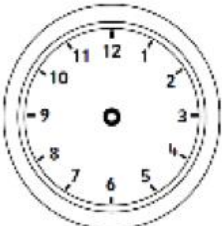

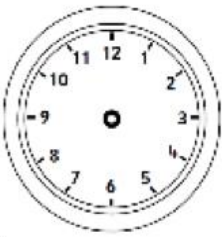

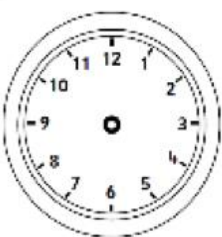


quarter to five



Friday – Maths (Time Word Problems)

Walt: solve problems involving time

<p>Bart leaves for football at 10 o'clock.</p> <p>It takes him half an hour to walk there.</p> <p>What time does he get there?</p> <p>Draw the time on the clock.</p>		
<p>Laura goes swimming at 9 o'clock. She swims for 2 hours.</p> <p>What time does Laura get out of the pool?</p> <p>Draw the time on the clock.</p>		
<p>The Angry birds go to the cinema. They arrive at 4 o'clock. The film lasts one hour.</p> <p>What time do they leave the cinema?</p>		
<p>Hello Kitty goes shopping.</p> <p>She goes on the bus which takes 1 hour.</p> <p>If she gets to the shops at 11 o'clock, what time did she set off?</p>		
<p>The children start dancing at 5 o'clock. They finish two hours later.</p> <p>What time do they finish dancing?</p>		

Friday - PE

ALPHABET WORKOUT

Spell out your full name and complete the activity listed for each letter.
For more fun, try spelling a family member's name or a teacher's name!

A	jump up and down 10 times	N	pick up a ball without using your hands
B	walk like a bear for a count of 5	O	walk backwards 50 steps and skip back
C	do 3 cartwheels	P	do 10 push-ups
D	run to the nearest door and run back	Q	walk like a crab for a count of 10
E	do 10 jumping jacks	R	hop on one foot 5 times
F	hop like a frog 8 times	S	bend down and touch your toes 20 times
G	flap your arms like a bird 25 times	T	pretend to jump rope for a count of 10
H	walk on your knees for a count of 10	U	crawl across the room on your hands and knees
I	balance on your left foot for a count of 10	V	run in place for a count of 10
J	balance on your right foot for a count of 10	W	pretend to pedal a bike for a count of 15
K	skip from one end of the room to the other	X	reach for the sky 10 times
L	do 5 sit ups	Y	do 3 somersaults
M	march like a soldier for a count of 12	Z	walk sideways 10 times one way and 10 times back the other way