

**1<sup>st</sup> Class- 18<sup>th</sup>-22<sup>nd</sup> May**

**Sample timetable**

<u>Monday</u>	<u>Tuesday</u>	<u>Wednesday</u>	<u>Thursday</u>	<u>Friday</u>
Maths	Maths	Maths	Maths	Maths
English	English	English	English	English
Science	History	History	SPHE	Art

**Homework**

<b>Spellbound</b>	Next week- continue to complete as usual (Monday- block 1 & exercise 1, Tuesday- block 2 & exercise 2, etc.)
<b>Handwriting</b>	Continue to choose three words from the back of Pirate Spelling Record Book and put the words into sentences.
<b>Tables</b>	-1- tables
<b>Reading</b>	Use the link below to access your reading book for the week. - Epic <a href="https://www.getepic.com/">https://www.getepic.com/</a> Read the book that is assigned beside your name in table.

## Monday

### Maths

Please watch the video below before you try this worksheet:

[https://drive.google.com/drive/folders/14BjLcyFK\\_DHb8\\_ODwMTnFSXd89MW64Uo?usp=sharing](https://drive.google.com/drive/folders/14BjLcyFK_DHb8_ODwMTnFSXd89MW64Uo?usp=sharing)

## Counting in 2s Activity

Complete the following sequences:

a) 2    4    6    \_\_\_\_\_ 10    \_\_\_\_\_

b) 24    22    \_\_\_\_\_ 18    \_\_\_\_\_ 14

c) \_\_\_\_\_ 26    28    30    \_\_\_\_\_ 34

d) 46    \_\_\_\_\_    \_\_\_\_\_ 40    38    36

e) 28    \_\_\_\_\_ 32    34    \_\_\_\_\_ 38

f) \_\_\_\_\_ 44    42    \_\_\_\_\_ 38    36

g) 12    14    \_\_\_\_\_ 18    \_\_\_\_\_ 22

h) 20    \_\_\_\_\_    \_\_\_\_\_ 14    12    10

i) \_\_\_\_\_    \_\_\_\_\_ 56    58    60    62

j) 74    72    \_\_\_\_\_    \_\_\_\_\_ 66    64

Complete the number square below:

1		3		5		7		9	
11		13		15		17		19	
21		23		25		27		29	
31		33		35		37		39	
41		43		45		47		49	
51		53		55		57		59	

### Challenge

How far can you count in 2s?  
What happens when you get past 100?

**English**

**Read one of the comprehensions below (choose one that who are most comfortable in completing OR complete the cloze procedure on Summer).**

**Re-read it for understanding.**

**Discuss any unknown words and check for meaning.**

**Answer the questions in full sentences.**

**Apply capital letters and full stops where necessary.**

**A)**

# Summer in Ireland

Summer in Ireland lasts for three months (May, June and July). It begins on May Day which is the 1<sup>st</sup> May each year. It ends on 31<sup>st</sup> July. It comes after spring and before autumn.



## Irish Weather in the Summer

The weather in Ireland is very mild. This means it doesn't get too cold or too hot. In the winter, the weather gets colder but it is rare to see heavy snow. During the summer, the days get warmer but it doesn't usually get hotter than 20°C. In June and July it is light for almost 18 hours each day. It only gets dark after 11 p.m.


## Plants and Animals

In winter, many animals in Ireland go into a deep sleep called hibernation. Lots of birds leave Ireland for warmer countries during winter. However, during the summer, Irish wildlife is at its most active. Foxes, squirrels, badgers and bats can be found all across Ireland.

Honeybees are busy collecting pollen to make honey during the summer months and dragonflies can be seen near rivers and lakes. Summer is also the season for butterflies in Ireland.




During the summer, the Irish countryside is decorated by many different kinds of wildflowers, including daisies, clover and buttercups.



## What Do People Do in Ireland During the Summer?

Children get their summer holidays at the end of June. Many art and music festivals are held during the summer months. Fleadh Cheoil na hÉireann is generally held during August and is a week dedicated to celebrating Irish music and culture.





## Questions

1. When does the Irish summer begin and end?  
\_\_\_\_\_  
\_\_\_\_\_
2. What season comes before summer? What season comes after summer?  
\_\_\_\_\_  
\_\_\_\_\_
3. Describe the weather in Ireland during the summer.  
\_\_\_\_\_  
\_\_\_\_\_  
\_\_\_\_\_
4. What time does it get dark during the summer?  
\_\_\_\_\_
5. What kind of animals can be found during the summer?  
\_\_\_\_\_  
\_\_\_\_\_
6. What do honeybees do during the summer?  
\_\_\_\_\_  
\_\_\_\_\_
7. What kind of wild flowers are found during the summer?  
\_\_\_\_\_  
\_\_\_\_\_
8. What is the celebration held in August, dedicated to Irish music and culture called?

**B)**

# Summer in Ireland

Unlike other countries, summer begins in Ireland on 1<sup>st</sup> May each year and finishes on 31<sup>st</sup> July. This is different to the UK and USA.



## Irish Weather in the Summer

Ireland has a temperate climate. This means it doesn't get too cold or too hot. Winter is usually very mild in Ireland. It is very rare to see heavy snow. In the summer, the weather gets warmer, normally between 18-20 °C. The weather in Ireland can be very changeable even in the summer. During the summer, Ireland gets more daylight than in the winter. In June and July, it is bright for almost 18 hours each day. It only gets dark after 11 p.m. The longest day of the year is at the end of June and is known as the summer solstice.

## Plants and Animals

During the colder winter months, many animals in Ireland go into a deep sleep called hibernation. Lots of birds leave Ireland for warmer countries during these months also. This is called migration. However, during the summer, Irish wildlife is at its most active.



Honeybees, butterflies and dragonflies can also be seen.

Honeybees fly from flower to flower collecting pollen to make honey.



The Irish countryside is also decorated by many different kinds of wildflowers, including daisies, clover, buttercups, foxgloves and honeysuckle.

## What Do People Do in Ireland during the Summer?

Children get their summer holidays at the end of June in Ireland. However, there are generally lots of things to do in Ireland during the summer. Many art and music festivals are held during the summer months. Fleadh Cheoil na hÉireann is generally held during the summer and is a week dedicated to celebrating Irish music and culture.







# Questions

1. When does the Irish summer begin and end?

---

2. Explain what a temperate climate is.

---

---

3. Describe the weather in Ireland during the summer.

---

---

4. How many hours of daylight are there during June and July?

---

5. Why is it not common to see wild animals in Ireland during the winter?

---

---

---

6. What kind of wild animals can be found during the summer?

---

---

7. What do honey bees do during the summer?

---

8. What kind of wild flowers are found during the summer?

---

---

9. When do children get their summer holidays?

---

10. What is the Fleadh Cheoil na hÉireann?

---

**OR**

**c)**

**Fill in the cloze procedure on Summer below:**

Name: \_\_\_\_\_

Write the following sight words on the empty lines to complete each sentence.

will

have

went

pretty

like



Dad and I \_\_\_\_\_ to fish.



I \_\_\_\_\_ a big beach ball.



She saw a \_\_\_\_\_ shell.



We \_\_\_\_\_ go camping.



They \_\_\_\_\_ to the beach.

# Summer Days

Read the clues and solve the puzzles!

1. A place you visit on a sunny day: \_\_\_\_\_
2. Show off your toes wearing these: \_\_\_\_\_
3. A water activity: \_\_\_\_\_
4. Dry yourself with this: \_\_\_\_\_
5. Eating outdoors from a big basket: \_\_\_\_\_
6. Refreshing fruit: \_\_\_\_\_
7. These keep your legs cool: \_\_\_\_\_

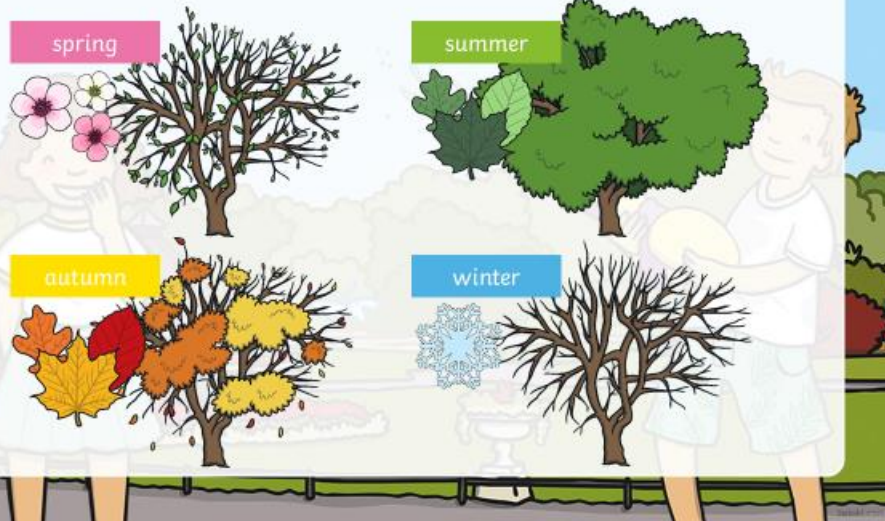
## Science

1. Read the slides below to learn all about summer.



## Summer

Summer is one of the four seasons. It comes after spring and before autumn.

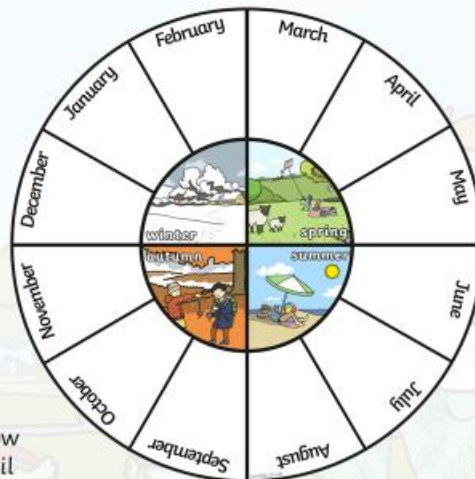


## Months and Seasons

The summer months are June, July and August.

With a partner, look at the seasons wheel.

- Can you name the winter months?
- If the month is June, what season is it?
- If the month is January, how many months are there until summer begins?





## What Does Summer Look Like?



## Summer Weather

Summer weather can be mixed.  
What kinds of weather can we experience in summer?



## Lighter Evenings

You might notice that the daylight lasts longest during the summer months. It may still be light when you go to bed!

Month	Sept	Oct	Nov	Dec	Jan	Feb	Mar	April	May	June	July	Aug
Hours of sunlight	13	11	9	8	8	10	12	14	15	16	16	14

## More Signs of Summer

Look around... you might notice these signs of summer around you!



sunflowers



lavender



allium



daisies

## More Signs of Summer



lawnmower



ice cream



green leaves



butterflies



picnic

## How Is Summer Different to Autumn?





How Is Summer Different to Winter?



How Is Summer Different to Spring?



## Some Special UK Summer Dates

4<sup>th</sup>-5<sup>th</sup> June 2019 Eid-al-Fitr  
16<sup>th</sup> June 2019 Fathers' Day  
24<sup>th</sup> June 2019 Midsummer's Day  
15<sup>th</sup> August 2019 Raksha Bandhan

Will you be celebrating any of these events?



## Summer around the World

Summer falls in different months of the year, depending on where you are in the world.

The UK (United Kingdom) is in the **northern hemisphere** of the earth. The bottom half is called the **southern hemisphere**. The two hemispheres are split by an imaginary line called the equator. The closer you are to the equator, the hotter the temperature.

northern  
hemisphere

equator

southern  
hemisphere





## Summer around the World

Winter in the **southern hemisphere** is at the same time as summer in the **northern hemisphere**. So, in countries like Australia, summer is in December, January and February!

**winter** – June, July, August

**spring** – September, October and November

**summer** – December, January, February

**autumn** – March, April, May

That means that Australia's Christmas Day is in summer, the hottest part of the year!

Christmas dinner here is often a cold meal or a barbeque with seafood, such as prawns.



## What Did You Find out about Summer?

Can you order the UK seasons below?

summer

winter

autumn

spring

Now share two things you have learned about summer with your partner.



Complete the activity sheet by reading the sentences and following instructions.

## Read and Colour

Read the sentence in each box and colour the picture to match the sentence.

1.



The bucket is red.  
The spade is yellow.

2.



The sun is yellow.

3.



The top sunglasses are  
blue. The bottom  
sunglasses are pink.

4.



The flip-flops are green  
and orange.

5.



The kite is blue, yellow,  
green and red.

6.




The leaves are green.  
The bark is brown.

7.



The first lolly is orange.  
The second lolly is blue.  
The third lolly is red.

8.



The flower is pink.

9.



The swimming costume  
is purple. The swimming  
shorts are green.

## Tuesday

### Maths

Please watch the video below before you try this worksheet:

[https://drive.google.com/drive/folders/14BjLcyFK\\_DHb8\\_ODwMTnFSXd89MW64Uo?usp=sharing](https://drive.google.com/drive/folders/14BjLcyFK_DHb8_ODwMTnFSXd89MW64Uo?usp=sharing)

Date: \_\_\_\_\_

Name: \_\_\_\_\_



### LO: Counting in 5s

Complete the following sequences:

a) 5    10    15    \_\_\_    25    \_\_\_

f) \_\_\_    50    45    \_\_\_    35    30

b) 35    30    \_\_\_    20    \_\_\_    10

g) 35    40    \_\_\_    50    \_\_\_    60

c) \_\_\_    25    30    35    \_\_\_    45

h) 65    \_\_\_    \_\_\_    50    45    40

d) 45    \_\_\_    \_\_\_    30    25    20

i) \_\_\_    \_\_\_    35    40    45    50

e) 15    \_\_\_    25    30    \_\_\_    40

j) 75    70    \_\_\_    \_\_\_    55    50

Complete the number square below:

1	2	3	4		6	7	8	9	
11	12	13	14		16	17	18	19	
21	22	23	24		26	27	28	29	
31	32	33	34		36	37	38	39	
41	42	43	44		46	47	48	49	
51	52	53	54		56	57	58	59	
61	62	63	64		66	67	68	69	
71	72	73	74		76	77	78	79	
81	82	83	84		86	87	88	89	
91	92	93	94		96	97	98	99	



#### Challenge:

When you count in 5's, which numbers are odd and which are even?

What do you notice?

## English

### **Punctuation – Full stops/ Question Marks.**

1. Click into the links attached below to watch a video to learn more about full stops and question marks

[https://www.youtube.com/watch?v=4s\\_yhgxWVyo](https://www.youtube.com/watch?v=4s_yhgxWVyo)

<https://www.youtube.com/watch?v=mPnSYcxkiKU>

<https://www.youtube.com/watch?v=gWhUnt3Mm4k>

2. Look at and read the following slides to learn more about punctuation and when and where to use it.



**Punctuating Sentences**  
Warm-Up

twinkl

Can you write a sentence underneath each picture in the comic strip, using a **full stop**, to describe what is happening? Click the pictures for an example.



Little Red Riding Hood was going to see her grandma.

She met a wolf in the woods.

She thought Grandma looked very strange.

A woodcutter arrived and scared the wolf away.

Can you write some sentence from another fairy tale, using full stops?



Some **capital letters** are missing from this newspaper report! Can you spot where the capital letters should be and add them in?

## DINOSAUR ON TOUR!

Have you ever visited London? Then you might have seen one of the biggest and most popular members of the Natural History Museum.

Dippy, the enormous diplodocus skeleton, has been at the museum since 1905. Now some other museums are going to have a turn to look after him.

The real diplodocus skeleton was found in America in 1898

and put on display there. King Edward VII saw a drawing of it and he asked to have a model of the skeleton built for the Natural History Museum.



Can you write what you think the next part of this newspaper report would be, using capital letters correctly?

Can you write a question beginning with each of the question words on this hand and ending in a **question mark**? Write about the picture for each finger.

What did you get for Christmas?

Where did the spider go?

When can we have ice cream?

Why are you dressed up?

Who is coming to the party?



Show examples

Can you write some more questions for each finger, using your own ideas?



All these children are being very noisy! Can you write what you think each child is shouting, using an **exclamation mark**?

This will  
cool you  
down!

I'm going  
to squirt  
you both!

Get ready  
to be  
soaked!

Oh no, not  
a water  
balloon!

This is so  
much fun!

Show examples

These children have all forgotten to write **full stops** and **capital letters** in their postcards! Can you add them in where they should be?  
Click on each postcard to see the answers.

Dear Adil,

I am having an amazing time in India. I wish you were here.  
Everything is so colourful and I have eaten lots of yummy food.

From Lucy



To Shadnan,

Hello from sunny Spain. I am spending lots of time swimming in the pool. I even helped to teach my little brother to swim. I hope you are having a great summer.

From Kane



To Maisie,

We are on holiday in Scotland. It is a bit rainy but I am having fun looking out for the Loch Ness monster. I even tried some haggis.

From Daniel



Dear Issy,

I am writing this to you from busy London. I have done so many things like visit Big Ben, the Tower of London and Buckingham Palace. We are staying with my auntie. She is a great cook.

From Tariq



Can you write your own postcard using  
full stops and capital letters?

These superheroes are here to help make these sentences super! But which super hero are you going to call? If the sentence needs an exclamation mark you need Exclamation Mark Girl! If the sentence needs a question mark you need Captain Question Mark! Click on the superhero needed for each sentence.

What an amazing class you are

What an amazing class you are!

Exclamation Mark Girl

Captain Question Mark

Correct!

Try again!

Which way is the fair

Which way is the fair?

Exclamation Mark Girl

Captain Question Mark

Try again!

Correct!

These superheroes are here to help make these sentences super! But which super hero are you going to call? If the sentence needs an exclamation mark you need Exclamation Mark Girl! If the sentence needs a question mark you need Captain Question Mark! Click on the superhero needed for each sentence.

How old are your sisters

How old are your sisters?

Exclamation Mark Girl

Captain Question Mark

Try again!

Correct!

How incredible the magic show was

How incredible the magic show was!

Exclamation Mark Girl

Captain Question Mark

Correct!

Try again!

## Questions Marks or Full Stops

Have a look at each of the following and decide whether they should have a full-stop or a question mark at the end.

I went to the football match on Sunday

When will the party begin

Which of these are your favourite

Sam and Tom visited their friend on Saturday

The bench has green cushions

Why are you crying

Where are the tickets

Copy the question mark ten times.

? ? ? \_\_\_\_\_

Write two sentences and two questions of your own.

---

---

---

---

---

---

---

---

---

---

This Weeks Focus = Punctuation

Punctuation - Full stops and question marks

A full stops come at the end of a statement.

A question mark comes at the end of a question.

Task 1: Can you sort out the following words to make a statement and a question?  
Remember capital letters.

are dogs better cats than

Q1 Statement: \_\_\_\_\_

Question: \_\_\_\_\_

flag this English the is

Q2 Statement: \_\_\_\_\_

Question: \_\_\_\_\_

dangerous are to fireworks hold

Q3 Statement: \_\_\_\_\_

Question: \_\_\_\_\_

world over will robots the take

Q4 Statement: \_\_\_\_\_

Question: \_\_\_\_\_

very football is game a popular

Q5 Statement: \_\_\_\_\_

Question: \_\_\_\_\_

Name: \_\_\_\_\_ Date: \_\_\_\_\_

## English Homework – Punctuation

*(Practising capital letters, full stops and question marks)*

*1. Circle the mistakes in each sentence:*

he is eating pizza.

Have you seen my dog

today is wet and windy

*2. Rewrite the sentences correctly:*

i love my new shoes.

\_\_\_\_\_

May I have an icecream

\_\_\_\_\_

the kitten is cute

\_\_\_\_\_

*3. Write a sentence about a cat:*

\_\_\_\_\_

*4. Write a **question** about a dog:*

\_\_\_\_\_



## Question marks practice

Which of these sentences are questions?  
Which ones are statements?



Can you put a question mark or full stop after these sentences?

1. Tom and Harry went to the shops
2. What's for tea tonight
3. How much does that bag cost
4. I like my new teacher
5. Is it going to rain today
6. What should we watch on television tonight
7. I like my new reading book
8. Do you like pizza
9. Can I come to play at your house today
10. I like playing in the snow

## **History**

1. Read Old Toys.
2. Answer the questions (you can write the answers or discuss them with someone at home)
3. Read Toys from the Past story.
4. Sort the toys into old and new.

# Old Toys

## What Do Old Toys Look Like?

Old toys come in lots of different shapes and sizes. Here are a few you might have seen before.




### Rag Dolls

Rag dolls are soft, stuffed toys. Their hair is usually made from wool. Rag dolls used to be made from scraps of material.



### Teddy Bears

Teddy bears have been around for a long time and they are still popular today. Teddy bears are soft toys. Today, they are often made in the shape of different animals.



### Tin Robots

Tin robots usually had a small metal key attached to them which you turned lots of times. This would make small wheels inside the toy turn and make it move.



### Rocking Horses

Rocking horses were made from wood and sometimes had real horse hair. Today, rocking horses are usually made from plastic.

## Comparing Old and New Toys

Old toys are different to new toys in many ways. These include what they were made from, how they were made and how they moved.

Many old toys were handmade. This meant they took a long time and cost a lot of money to make.

# Questions

1. What is a rag doll's hair usually made from? Tick one.

- ☐ paper  
☐ string  
☐ wool

2. On a tin robot, what does the small metal key do when you turn it?

---

3. What were old rocking horses made from? Tick one.

- ☐ wood  
☐ plastic  
☐ metal

4. Draw a line to complete the sentences.

Rag dolls are •	• usually made from plastic.
Today, rocking horses are •	• soft, stuffed toys.
Many old toys were •	• handmade.

5. Complete this sentence.

This meant they took a long time and cost a lot of \_\_\_\_\_ to make.

material

people

money





## Toys from the Past

Hello! My name is Rachel. I am seven years old. These are my toys. I like to play with my dolls, my rollerblades, and my computer.



This is my brother Paul. He is five years old. He likes to play with his toy garage, cars and building blocks. I let him play with my computer too.



This is my grandad. When he was a small boy, he played with toy guns, aeroplanes and soldiers. He played pretend war games with his friends.



This is my granny. When she was a small girl, she had a scooter. She had great fun on it. Her favourite toy was her doll. She got it for her birthday when she was six years old.







**doll**

twinkl.com



**board games**

twinkl.com



**building  
blocks**

twinkl.com



**rag doll**

twinkl.com



**game console**

twinkl.com




**Jack in the  
box**

twinkl.com



**toy soldiers**

twinkl.com



**plastic bricks**

twinkl.com




**superhero**

twinkl.com



**marbles**

twinkl.com



**robot**

twinkl.com



**teddy bear**

twinkl.com



**pogo stick**

twinkl.com



**radio  
controlled  
vehicles**

twinkl.com



**toy ship**

twinkl.com



**inline skates**

twinkl.com



**scooter**

twinkl.com



**rocking horse**

twinkl.com



**skateboard**

twinkl.com



**whip and top**

twinkl.com

## Old Toys

## New Toys

## Wednesday





















### Maths

Please watch the video below before you try this worksheet:

[https://drive.google.com/drive/folders/14BjLcyFK\\_DHb8\\_ODwMTnFSXd89MW64Uo?usp=sharing](https://drive.google.com/drive/folders/14BjLcyFK_DHb8_ODwMTnFSXd89MW64Uo?usp=sharing)

## Counting in 10s

Count in 10s and fill in the missing numbers on the feet.

 <b>10</b>			
	 <b>60</b>		 <b>80</b>
		 <b>110</b>	
 <b>130</b>			
		 <b>190</b>	

---

# Counting On and Back in 10s

Complete the following sequences:

- a) 5    15    25    \_\_\_    45    \_\_\_    f) \_\_\_    32    42    \_\_\_    62    72
- b) 64    54    \_\_\_    34    \_\_\_    14    g) 76    86    \_\_\_    106    \_\_\_    126
- c) \_\_\_    21    31    41    \_\_\_    61    h) 115    \_\_\_    \_\_\_    85    75    65
- d) 76    \_\_\_    \_\_\_    46    36    26    i) \_\_\_    \_\_\_    23    33    43    53
- e) 13    \_\_\_    33    43    \_\_\_    63    j) 74    64    \_\_\_    \_\_\_    34    24

Complete the 3 columns with numbers already placed in the blank number square:

	12								
							48		
			84						



## English

1. Write/Draw a short sensory poem on Summer using the template attached under the student response tab. Choose template 1(write) or 2(draw images to represent).
2. **Extension Activity (If you wish):** Complete the wordsearch attached in the document under the student response tab.

Explore summer through your senses.

Complete the sentences below and create your very own sensory poem.

# Summer

Summer looks like \_\_\_\_\_

\_\_\_\_\_

Summer sounds like \_\_\_\_\_

\_\_\_\_\_

Summer smells like \_\_\_\_\_

\_\_\_\_\_

Summer tastes like \_\_\_\_\_

\_\_\_\_\_

Summer feels like \_\_\_\_\_

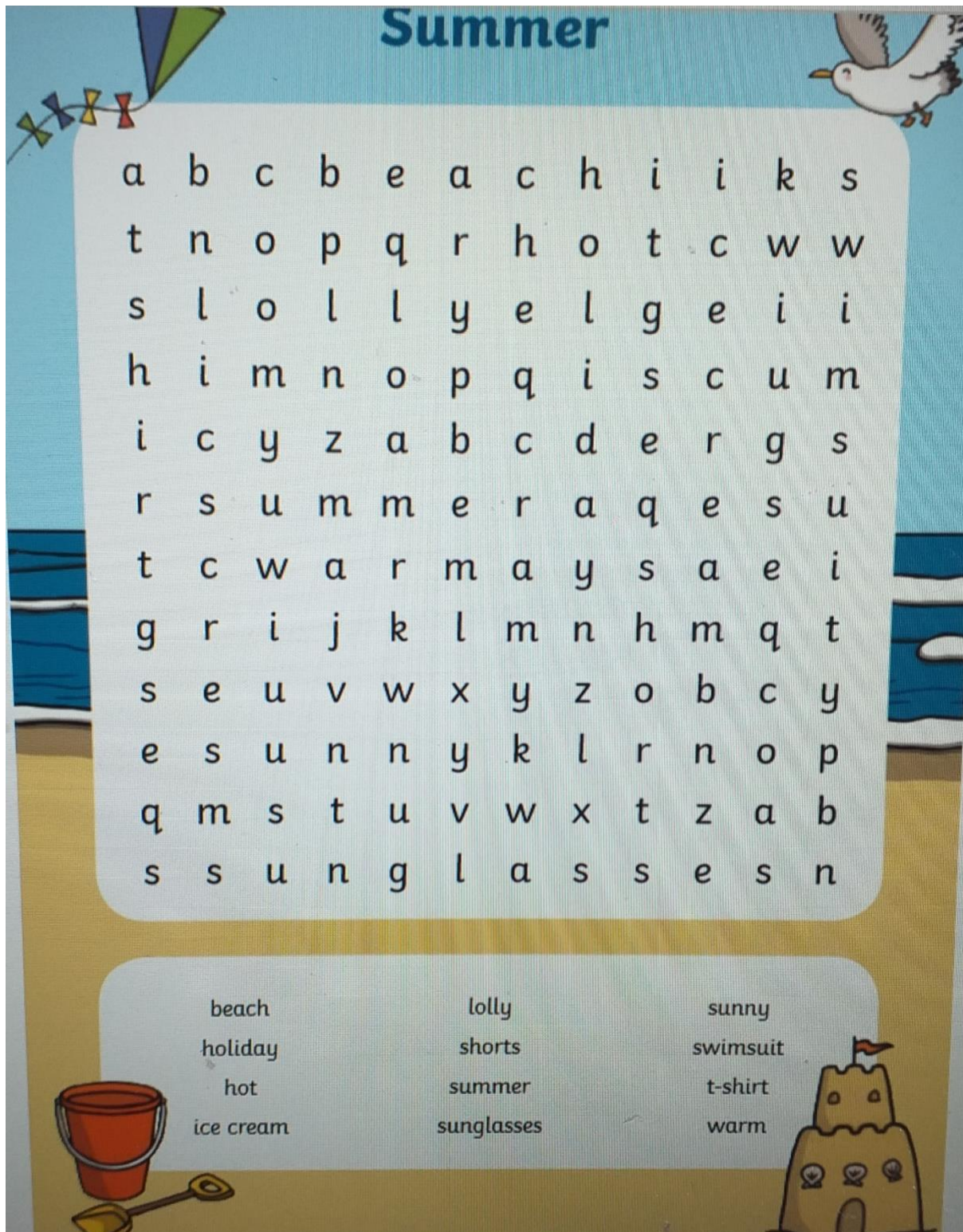
\_\_\_\_\_

Or

Summer
Summer looks like:
Summer sounds like:
Summer smells like:
Summer tastes like:
Summer feels like:

**Extra Activity:** Find and circle some or all the listed words in the wordsearch.





## History

1. Read the story about Oisín í dtír na nÓg.

**2. Choice activity: choose activity a or b or c.**

- (a) Draw a picture of Oisín and Niamh going across the sea on the white horse.
- (b) Draw 4 pictures to illustrate the sequence of events in the story. For example. 1. You could draw the seanchaí telling a story.
- (c) Draw a picture of Tír na nÓg. Write about what you think was special about Tír na nÓg. Would you like to go there? Why?



## *Oisín í dtír na nÓg*

Long ago, there were storytellers who travelled around Ireland. They had a special name- seanchaí. In those times, there were no televisions or no radios. People loved to see the seanchaí coming because they enjoyed sitting around the fire, hearing new stories. The story of Oisín was a favourite one.

Niamh was a beautiful princess who lived in Tír na nÓg, which means Land of Youth. She galloped over the sea to Ireland on a white horse. There she met and fell in love with Oisín. He was one of the Fianna, the army of the High King.

Niamh begged him to come back to Tír na nÓg. She told him that no one grows old in her country. Oisín left the Fianna and went across the sea with Niamh, on the white horse.

Tír na nÓg was a most beautiful place and Oisín was very happy there. After 3 years had passed, Oisín wanted to come back to Ireland to see his friends again. He did not know that 3 years was really 300 years in Ireland. He went on the white horse. Niamh warned him not to put his foot on Irish ground.

When he arrived, Oisín discovered that all his friends were dead. He was very sad and decided to go back to Niamh. On the way, he stopped to help 2 old men move a rock. His saddle broke and he fell on the ground. Immediately he became an old man. When the white horse returned to Tír na nÓg without him, Niamh knew that she would never see him again.

(a)


Draw a picture of Oisín and Niamh going across the sea on the white horse.



**(b) Draw 4 pictures to illustrate the sequence of events in the story. For example. 1. You could draw the seanchaí telling a story.**

<p><b>1.</b></p>	<p><b>2.</b></p>
<p><b>3.</b></p>	<p><b>4.</b></p>

**(c) Draw a picture of Tír na nÓg. Write about what you think was special about Tír na nÓg. Would you like to go there? Why?**

A large, empty rectangular box with a thin black border, intended for a student to draw a picture of Tír na nÓg and write about it. The box occupies the majority of the page below the instruction.



## Thursday

### Maths

Please watch the video below before you try this worksheet:

[https://drive.google.com/drive/folders/14BjLcyFK\\_DHb8\\_ODwMTnFSXd89MW64Uo?usp=sharing](https://drive.google.com/drive/folders/14BjLcyFK_DHb8_ODwMTnFSXd89MW64Uo?usp=sharing)

An Amazing Fact a Day

## Days of the Week

### Amazing Fact

In 2010, a traffic jam on the Beijing-Tibet expressway in China stretched back for 62 miles and lasted for an incredible 12 days!



### Challenge

12 days is nearly two weeks!

See if you can solve these word problems about the days of the week.

1. If today is Tuesday, what will tomorrow be? \_\_\_\_\_
2. If yesterday was Saturday, what is today? \_\_\_\_\_
3. In two days' time, it will be Thursday.  
What day is it today? \_\_\_\_\_
4. In one week, it will be Monday. What day is it today? \_\_\_\_\_
5. In three days' time, it will be Wednesday.  
What day is it today? \_\_\_\_\_
6. Two days ago, it was Tuesday. What day is it today? \_\_\_\_\_
7. If today is Saturday, what day will it be in three days' time? \_\_\_\_\_
8. If one week is 7 days, how many days is two weeks? \_\_\_\_\_
9. Yesterday was Sunday. What day will it be tomorrow? \_\_\_\_\_
10. If it was Monday two days ago, what day is it today? \_\_\_\_\_

Monday  
Friday

Tuesday  
Saturday

Wednesday  
Sunday

Thursday

You could also try to find out:

- which country has the most cars per 1000 people;
- how much of the earth's surface is covered by roads;
- which place on earth is the furthest away from a road;



twinkl

visit [twinkl.com](https://www.twinkl.com)



### English

1. Complete the handwriting sheets attached in the student response tab below.
2. You can use the sheets attached or write in a lined copybook.

## Phase 4 Sentence Handwriting Activity Sheets

Fred and Brent spent a week in Spain.

Trace the sentence.

Fred and Brent spent a week in Spain.

Write the sentence using the guides below.

Fred and Brent spent a week in Spain.

Can you write the sentence on your own?



visit [twinkl.com](https://www.twinkl.com)



## Phase 4 Sentence Handwriting Activity Sheets

It is fun to camp in a tent.

Trace the sentence.

It is fun to camp in a tent.

Write the sentence using the guides below.

It is fun to camp in a tent.

Can you write the sentence on your own?

## SPHE

1. Look at the pictures below to learn about water safety.
2. Talk about the 4 questions with an adult, what should you do? (**Discussion cards**)
3. Choice activity- pick a **or** b.
  - (a) Circle/ talk about all the danger you see in the picture called **Water Safety Activity Task One**.
  - (b) Design a **Water Safety Poster**.

Always obey the rules.



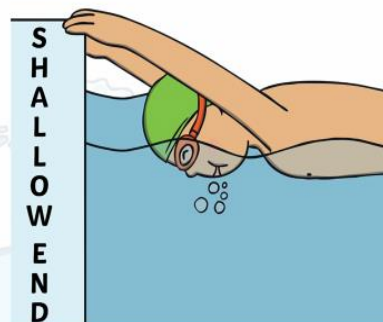
Make sure you have an adult to watch you.



Never eat when swimming.



Swim at a safe depth.



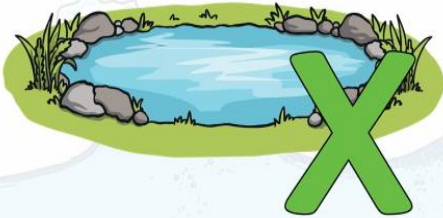
Walk carefully around the pool.




Use a float or wear armbands.



Do not swim in ponds, lakes or rivers without adult permission.



Do not swim alone at the beach.



Discussion cards



#### Water Safety

You and your big brother are waiting for your mum to meet you at the swimming pool. Your mum is running late. "Let's just go swimming anyway," your brother says, "I'm 12, I'm old enough to look after you."



Should you wait for your mum?

#### Water Safety

You are having fun at the swimming pool. What rules should you stick to while you are there?



What should you do?

#### Water Safety

It is a sunny day and you are at the beach. On the cliffs, you can see some children jumping off into the water. They look like they are having fun.



Should you join in?

#### Water Safety

You are at the swimming pool having fun. Looking across to the deep end, you see someone waving their hand. Their head keeps coming above the surface then going back under.




What do you think is happening?  
What should you do?



# Water Safety Activity Task One

Some people on this beach aren't being safe around water. Circle all the dangers you can see.



*If you would like you could also explain what you have circled and why. Write about how each situation could be made safer.*

# Design a Water Safety Poster

Using everything you know about water safety, design a poster telling people how to keep safe in the water. Your poster could be about general water safety or specific to a certain type of water, such as swimming pools or the beach. Decide whether your poster should be aimed at younger children, older children or adults.



## Maths


Please watch the video below before you try this worksheet:

[https://drive.google.com/drive/folders/14BjLcyFK\\_DHb8\\_ODwMTnFSXd89MW64Uo?usp=sharing](https://drive.google.com/drive/folders/14BjLcyFK_DHb8_ODwMTnFSXd89MW64Uo?usp=sharing)

# Months of the Year

**Practise writing the months of the year:**

January	_____	July	_____
February	_____	August	_____
March	_____	September	_____
April	_____	October	_____
May	_____	November	_____
June	_____	December	_____



There are \_\_\_\_\_ months in the year.

I was born in \_\_\_\_\_.

My best friend was born in \_\_\_\_\_.

My favourite month is \_\_\_\_\_.


Halloween is in \_\_\_\_\_.

New Year's Day is in \_\_\_\_\_.



### **English**

1. Re-read your assigned book on [getepic.com](http://getepic.com).
2. Write OR draw OR draw and label a short summary, recalling 2-4 sentences on the main events and characters in the story.
3. Use the template attached under the student response tab or in a copybook.



Handwriting practice lines consisting of five sets of three horizontal lines each. Each set includes a solid top line, a dashed middle line, and a solid bottom line.

**Art**


**Choice activity-** Choose a **or** b.



(a) Design a pair of sunglasses.

(b) Draw a surfer

<https://www.youtube.com/watch?v=l2g05LlqZM&list=PLnoO3k54vcBT6m5JbP4JnJmzCcMsURgD8>



## Design Your Own Sunglasses

