



2nd Class Home Learning Activities Monday 25th May – Friday 29th May

	Monday 25 th May	Tuesday 26 th May	Wednesday 27 th May	Thursday 28 th May	Friday 29 th May
Maths	<p>Money - Euro Coins</p> <p>Watch this video:</p> <p><u>Monday Maths Video</u></p> <p>Then, play this game to revise some of the Euro coin amounts we learned about earlier this year. You will need to choose the pink 'mixed coins' and 'exact money' option and then choose €1</p> <p><u>Toy Shop Money Game (EUR) - 4 to 11 year olds</u></p> <p>Now complete the worksheet below to see how many different amounts you can make from the euro coins by choosing three coins each time.</p> 	<p>Playing Cards Game</p> <p>Watch this video to explain the game:</p> <p><u>Tuesday Maths Video</u></p> <p>Get your playing cards from your Maths pack. Make sure you take out all of the royal cards, aces and jokers first of all.</p> <p>Lay the cards out on the table and then pick two cards.</p> <p>First, add the two numbers together to find their total.</p> <p>Then, take the smaller number away from the biggest number. What is your answer?</p> <p>Keep going until you have used all of the cards. You can play with someone else or by yourself.</p>	<p>Money - Check Your Change</p> <p>Watch this video which explains your work today:</p> <p><u>Wednesday Maths Video</u></p> <p>Then, play this game to revise giving change. You will need to choose the pink 'mixed coins' and 'give change' option and then choose €1:</p> <p><u>Toy Shop Money Game (EUR) - 4 to 11 year olds</u></p> <p>Now complete the Check Your Change activity below.</p> 	<p>Hundred Square Game</p> <p>Get your hundred square and your counters from your Maths pack. Use your counters to cover up pairs of numbers that add up to 30. Each time you find a pair of numbers that add up to 30 write them as a number sentence:</p> <p>e.g. $13 + 17 = 30$</p> <p>When you have finished look and see if there were any numbers that did not have a partner.</p>	<p>Problem Solving Friday Challenge</p> <p>How many of the money word problems below can you solve? Remember to use RUCSAC to help you:</p> <p>Read the question Underline the important information Choose whether it is adding or taking away Solve the problem (use the column method or your hundred square) Answer the question Check your answer</p>

English

Comprehension

All about rabbits!

This week, you will be answering some questions about rabbits.

Read the information carefully and then answer the questions, using full sentences for each answer.

All about Rabbits Reading Comprehension Page 3 of 3

Answer the questions below.

- What kind of animal is a rabbit?
- What are male rabbits called?
- What are female rabbits called?
- What are rabbit babies called?
- Name three things that rabbits like to eat.
- Look at this line "Not rabbits should be kept in a spacious enclosure" - what does spacious mean?
- Why do you think some people adopt old sheds or children's playhouses into rabbit accommodation?



Plan a Rabbit Enclosure

Think about what you have learned about rabbits.

Today you will need to design an enclosure for a rabbit, using the worksheet attached below.

Think about:


- How many levels it will have.
- What will the rabbits play with?
- What colour will it be?
- How many rabbits will live in there?

Make sure to label your picture, show what materials you want to use. E.g. a tissue box, tape, plastic cup

All about Rabbits Reading Comprehension Page 3 of 3

Extension Challenge!
Design a perfect rabbit house and run - don't forget your enrichment area!

How many levels will it have? What will they play with?
How many rabbits will live in there? What colour will it be?



Build a Rabbit Enclosure

Use your design from yesterday and build a rabbit enclosure.

It can be big or small. Using a phone or camera, take a video of your rabbit enclosure and explain what you have used to make it. Make sure you show off just how good it is.

Send your video to your teacher if you have time.



Animal Fact File

Today you will be using your research skills to gather some facts about an animal of your choice.

Look back at the rabbit comprehension from Monday- you will be creating a fact-file like this.

Use the template below to gather some facts about your animal.

You can use the internet or books to get your facts, but remember a fact **must** be true (you cannot make it up).

Animal Fact File

Name: _____

Picture: _____

Description: _____

Habitat: _____

Diet: _____

Other interesting facts: _____

www.kraftactivity.co.uk

Write your animal fact file

Now that you have researched an animal of your choice, you should have all of the facts ready to go.

Using your facts from yesterday, you are going to write a fact file about this animal.

You can use the activity sheet attached below to write about your animal.

Animal Fact File

Description: _____


Diet: _____

Habitat: _____

Interesting fact: _____

OR

You can lay it out like this (how we did in school).



Other

This week's focus will be Heroes.

Make a model of **your** hero. Your hero could be your Mam, Dad, a doctor, paramedic, carer, delivery driver...anyone who you think does/has done something AMAZING!

Suggested STEM materials you could use:

Lego, Jenga, K'nex, cocktail sticks, mini marshmallows, play dough, paper or plastic cups, playing cards, dominoes, lollipop sticks, pegs, paper plates, newspaper, pipe cleaners, straws, empty toilet rolls, paper, card, sellotape, glue, cardboard boxes, egg cartons, paper clips, tin foil, string, elastic bands, ribbon, bottle tops

Record a video or take a photo and send it to your teacher explaining who your hero is and why.

Historical Person:

Florence Nightingale

Florence Nightingale was a nurse many, many years ago. Lots of people think she was a hero because she improved hospitals by making them cleaner and safer. She trained lots of women to be nurses and taught them how to care for sick patients.

Watch this video to learn more about Florence:
<https://www.youtube.com/watch?v=Frow559jWSE>



If you want to find out more about her, type 'Florence Nightingale Facts for Kids' into Google.

Now complete this:

Florence Nightingale

During those days, _____ were dirty, terrible places where diseases and sickness spread quickly. Since most doctors travelled to patients' homes, only people who were _____ went to a hospital for care. She knew that hospitals should be kept _____ to prevent the spread of _____. She believed that hospitals in England needed to _____ and become clean, sanitary places. Florence Nightingale was a symbol of _____ for many sick people. After the war, she dedicated her life to working for better _____ care for all patients. Florence Nightingale became _____ around the world. She worked to make sure hospitals became cleaner places where anyone could get _____ quality medical care.

poor hope clean famous good hospitals germs improve medical

Mid-Week Workout or Yoga

It is really important to stay active during the day.

Try one of these:

<https://www.youtube.com/watch?v=X655B4ISakg&t=275s>

<https://www.youtube.com/watch?v=d3LPrlh0v-w&t=264s>

<https://www.youtube.com/watch?v=181EKYDNa0I>









Historical Person:

Florence Nightingale

Choose one of these to complete:

Fact or Fiction

Directions: Read the statements below. If the statement is true, color the picture above it.

 In 1854, she started the first nursing school in the world.	 Florence Nightingale was the first woman to be a nurse.	 Florence Nightingale was the first woman to be a nurse.	 Florence Nightingale was the first woman to be a nurse.
 Florence Nightingale was the first woman to be a nurse.	 Florence Nightingale was the first woman to be a nurse.	 Florence Nightingale was the first woman to be a nurse.	 Florence Nightingale was the first woman to be a nurse.

andthenc

Florence Nightingale

Three facts I learned about her:

1. _____

2. _____

3. _____

What I admire most about her is:

1. _____

2. _____

3. _____

Explain how she made the world a better place:

One thing I would ask her is:

Additional Information:

Name: _____ Page: 1

Florence Nightingale

Three facts I learned about her:

1. _____

2. _____

3. _____

What I admire most about her is:

1. _____

2. _____

3. _____

Explain how she made the world a better place:

One thing I would ask her is:

Additional Information:

Name: _____ Page: 1

Draw Our Heroes Art Competition

'Draw Our Heroes' Art Competition is open to all children in Ireland. Who are your heroes? Are they nurses caring for the sick? Paramedics driving patients to hospital? Scientists working on the vaccine? Your Granny?

Create a picture of your chosen hero on an A4 page and upload it to the gallery on this website:
<https://drawourheroes.ie/>

Prizes range from 50 to 500 Euros!

Take a look below at the inspiring entries from other children across Ireland.

Remember: Entries must be submitted by 30th June 2020.

Daily Optional Extra Workbooks Activities	15 mins daily reading Maths Challenge 39 Just Handwriting p. 54 Spellbound p. 62, ex 1	15 mins daily reading Maths Challenge 40 Spellbound p. 63, ex 2	15 mins daily reading Maths Challenge 41 Just Handwriting p. 55 Spellbound p. 63, ex 3	15 mins daily reading Spellbound p. 63, ex 4	<i>Friday spelling test</i> Choose any 10 words your child has been practising this week and ask them to write them in the back of their book.


All about Rabbits

Reading Comprehension

Page 1 of 6

Rabbits are great animals to keep as pets, and lots of people do. But did you know there are lots of interesting facts about rabbits, one being that they can't survive on a diet only of carrots!

Rabbits are small mammals. There are 305 breeds of pet rabbits and 13 breeds of wild rabbits. Male rabbits are called bucks, and female rabbits are called does, whilst rabbit babies are called kittens. Some people call rabbits "bunnies", though this word should only really be used for young rabbits. A group of rabbits living together in the wild is known as a "colony" or "nest" and a group of baby rabbits born together is known as a "litter".



What do rabbits eat?

Rabbits love food and like to eat lots of different things including:-



Hay

Apples

Pellets

Grass

Carrots

Kale

Dandelion leaves

Herbs



Rabbits should have a varied diet, and their main food should be hay as this is good for their digestion. Rabbits should also have a plentiful supply of clean water that they can drink from regularly.





Where should rabbits live?

Pet rabbits should be kept in a spacious enclosure with plenty of shelter and things to play with. Some people adapt old sheds or children's playhouses into rabbit accommodation, though these need to be swept out regularly to keep them clean. Rabbits need plenty of mental stimulation known as "enrichment". Enrichment is good for rabbits' mental and physical well-being and allows opportunities for rabbits to do things like run, hop, rear up and jump. Rabbits are very intelligent animals and get bored very easily, which is why they need an interesting environment to keep them entertained.

Most of all rabbits need care, love and attention from their owners. Although rabbits don't particularly like being picked up, they love being stroked, talked to and even sung to!



FUN RABBIT FACTS!

- 🍃 The teeth of rabbits never stop growing! They are worn down as a rabbit chews, so they never get too long.
- 🍃 Rabbits sometimes do a "joy jump" when they're happy, by leaping and twisting in the air.
- 🍃 Rabbits can see almost all the way around them, as their eyes are on the side of their head.



- 🍃 Rabbits have really long ears that help them listen out for predators.
- 🍃 Not many rabbits actually like carrots, and actually they can get tummy aches if they eat too many of them!
- 🍃 Female rabbits are pregnant for between 28 and 31 days, and can give birth to up to 14 babies (kittens) in one go!





Answer the questions below.



1. What kind of animal is a rabbit?

2. What are male rabbits called?

3. What are female rabbits called?

4. What are rabbit babies called?

5. Name three things that rabbits like to eat.

6. Look at this line "Pet rabbits should be kept in a spacious enclosure"
- what does spacious mean?

7. Why do you think some people adapt old sheds or children's playhouses into rabbit accommodation?



Adding Euro Coins Worksheet



Name: Date:

Using 3 different coins each time, how many totals can you make?



Example:

$$\textcircled{50c} + \textcircled{2c} + \textcircled{5c} = 57c$$



Extension Challenge!

Design a perfect rabbit house and run – don't forget your enrichment area!

How many levels will it have?

How many rabbits will live in there?

What will they play with?

What colour will it be?



Florence Nightingale









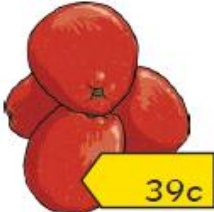
















During those days, _____ were dirty, terrible places where diseases and sickness spread quickly. Since most doctors traveled to patient's homes, only people who were _____ went to a hospital for care. She knew that hospitals should be kept _____ to prevent the spread of _____. She believed that hospitals in England needed to _____ and become clean, sanitary places. Florence Nightingale was a symbol of _____ for many sick people. After the war, she dedicated her life to working for better _____ care for all patients. Florence Nightingale became _____ around the world. She worked to make sure hospitals became cleaner places where anyone could get _____ quality medical care.

poor hope clean famous good hospitals germs improve medical



Check Your Change!

Check the change the shopkeeper has given you. Use the box to calculate whether or not your change is correct. If it is not correct, find out what the correct change should be and write your answer in the box.

You buy	You pay	Your change	Is my change correct?
 16c		  	
 9c			
 39c		 	
 37c		   	
 29c	  	  	

You buy	You pay	Your change	'Thanks for my change!' or 'Excuse me!'
 69c			
 33c			
 56c			
 €1.20			
 €1.65			



Animal Fact File

Name:

Picture

Description:

Habitat:

Diet:

Other interesting facts:

Name: _____

Fact or Fiction

Directions: read the statements below. If the statement is true, color the picture above it.



In 1860, she started St. Thomas' Hospital and the Nightingale Training School for Nurses.



Soldiers gave her the nickname of "lady with the lamp" since she was always seen working late into the night, carrying a lamp with her.



Florence Nightingale gave many speeches stating that everyone deserves good medical care.



When Florence was young, she dreamed of becoming a nurse and working in a hospital.



During those days, hospitals were dirty, terrible places where diseases and sickness spread quickly.






She believed that teaching patients to read and write would help them feel better.



After the war, she dedicated her life to working for better medical care for all patients. She wrote articles to share her findings.



Florence Nightingale was a symbol of hope for many sick people.



Two facts I learned about her:

1.

2.

Three words that describe her:

1.

2.

3.

Florence Nightingale


Tell about one of her main accomplishments:

What I admire most about her is..

Birthdate:

Birthplace:

What is she famous for?



Three facts I learned about her:

1.

2.

3.

Explain how she made the world a better place:

One thing I would ask her is:

Additional Information:

Name:

Page 2

Friday- English- Write a fact file about an animal of your choice.

Choose to lay it out like this:

A)

Blue Tit

Description

While they come in different sizes most Blue tits have similar appearance. They have a lovely blue feathered body and a little yellow belly. They have a purr little blue head with a hard strong orange beak.

Habitat

Blue tits nest in places like holes in trees and cracks in walls. Often you can see them nesting in maybe a flower pot.

Pet birds

Some kids like to have pet birds. They can be very cute and make a lot of noise. Some birds are very smart and can learn to talk.

Amazing fact

Blue tits can peel off bark from trees to get food they like to eat like little insects.

Diet

Blue tits eat things like worms, beetles and other small insects.

Or lay it out using this:
B)

Animal Fact File

Description

Diet

Habitat

Interesting fact: _____

Challenge 1

Janet buys a pencil for 34c and a rubber for 22c. How much does she spend?



Challenge 2

Alex gives his friend 35c. He is left with 20c. How much did he have to begin with?



Challenge 3

Hamed buys some apples for 76c. He pays with a €1 coin. How much change does he receive?



Challenge 4

Tomas is given 45c by a friend. He had 38c already. How much does he have now?



Maths - Problem Solving Friday Challenge

Are you ready for a really tricky challenge? Try these!

Challenge 5

Nura has four coins. She has 36c. What coins must she have?



Challenge 6

Ian spends 23c on a packet of crisps and 41c on a drink. He gets 36c change. He gives the shopkeeper 2 coins. What are the coins?



Friday - Draw Our Heroes Art Competition

Take a look at the fantastic entries. Who will you draw?

